

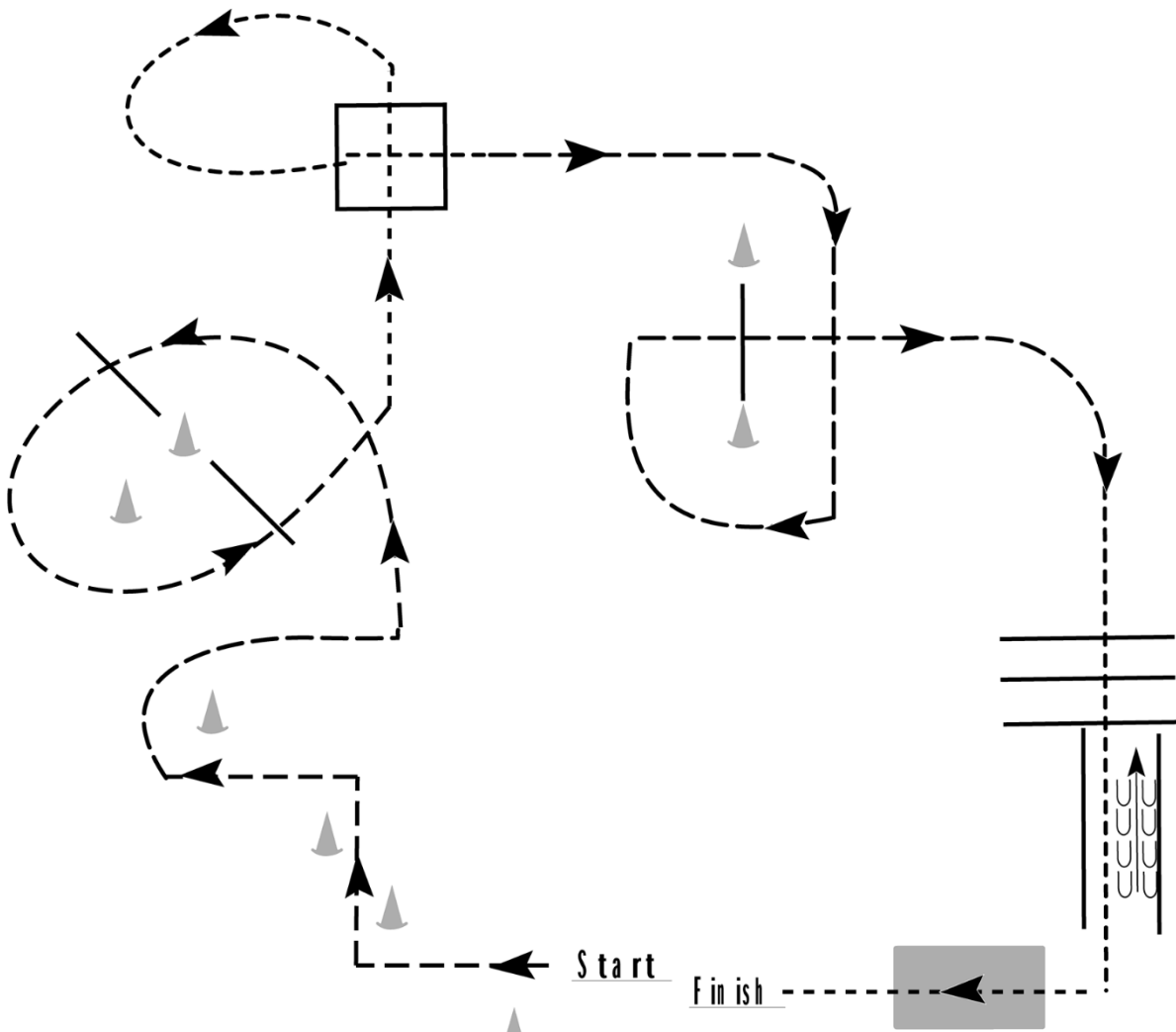
2026 OPHC Buckeye Extravaganza

Trail Classes: 93, 94, 95, 96, 319 (All In Hand Trail)

Show Date: April 25-26, 2026

www.HorseShowPatterns.com

www.HorseShowPatterns.com



1. Jog thru serpentine as shown.
2. Jog over 2 poles.
3. Walk thru box twice as shown.
4. Jog over pole as shown.
5. Walk over poles and into chute.
6. Back up in the chute.
7. Walk out of chute and over bridge to finish.

Walk	-----
Jog	- - - - -
Extended Jog	— — — —
Lope	—————
Leg Yield	
Lead Change	— / —
Back	← ← ← ← ←
Marker	(B)
Sidepass	← — — — — →

[T/WT-37]

Pattern Provided by:

The Judges

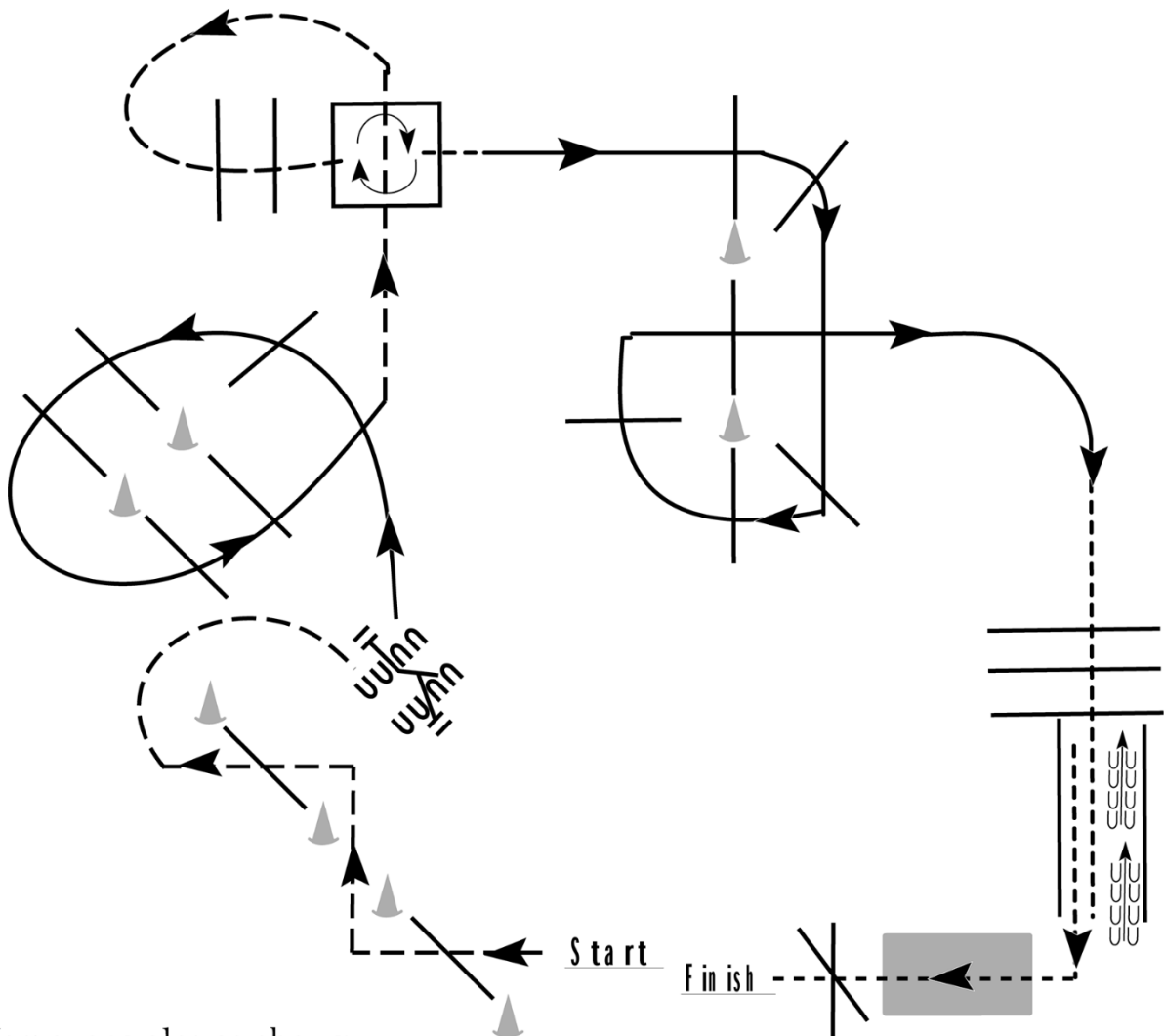
2026 OPHC Buckeye Extravaganza

Trail Classes: 99, 101, 102, 103, 104 (Youth, Amateur, Open)

Show Date: April 25-26, 2026

www.HorseShowPatterns.com

www.HorseShowPatterns.com



1. Jog over poles as shown.
2. Work gate with left hand.
3. Lope on left lead over poles.
4. Jog thru box, over poles and into box.
5. Turn 360 degrees to the right and walk out.
6. Lope on right lead over poles.
7. Walk over poles and into chute; back the chute.
8. Walk out of chute, over bridge and over final elevated pole to finish.

Walk	-----
Jog
Extended Jog	-----
Lope	————
Leg Yield	
Lead Change	///
Back	⤵⤵
Marker	Ⓚ
Sidepass	←←

[T/3-37]

Pattern Provided by:
The Judges

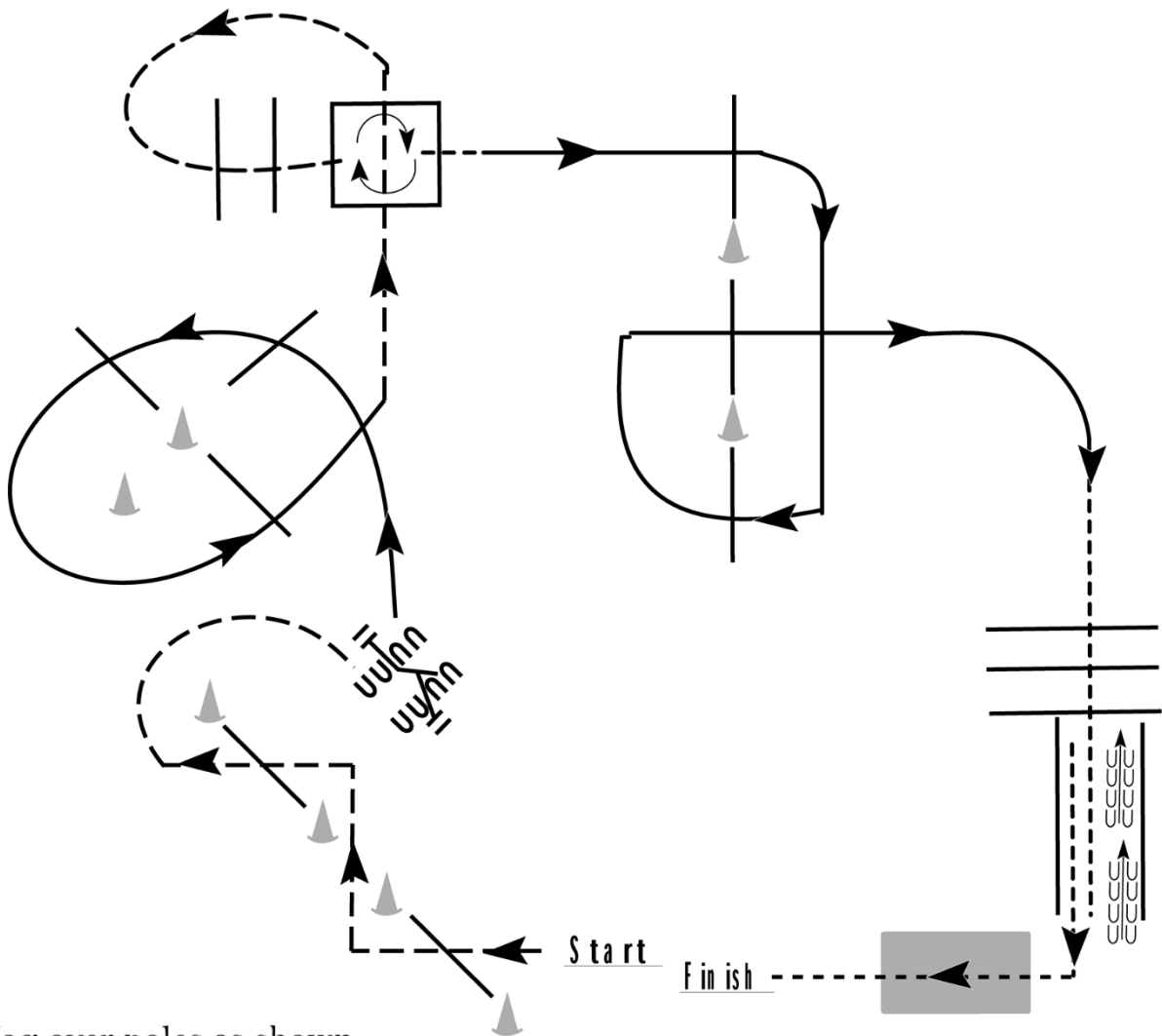
2026 OPHC Buckeye Extravaganza

Trail Classes: 97, 98, 100, 320, 321 (Nov Youth, Nov Am, Green, All Breed)

Show Date: April 25-26, 2026

www.HorseShowPatterns.com

www.HorseShowPatterns.com



1. Jog over poles as shown.
2. Work gate with left hand.
3. Lope on left lead over poles.
4. Jog thru box, over poles and into box.
5. Turn 360 degrees to the right and walk out.
6. Lope on right lead over poles.
7. Walk over poles and into chute; back the chute.
8. Walk out of chute and over bridge to finish.

Walk	-----
Jog	-----
Extended Jog	-----
Lope	-----
Leg Yield	
Lead Change	↘
Back	←←←
Marker	Ⓚ
Sidepass	←←←

[T/2-37]

Pattern Provided by:

The Judges

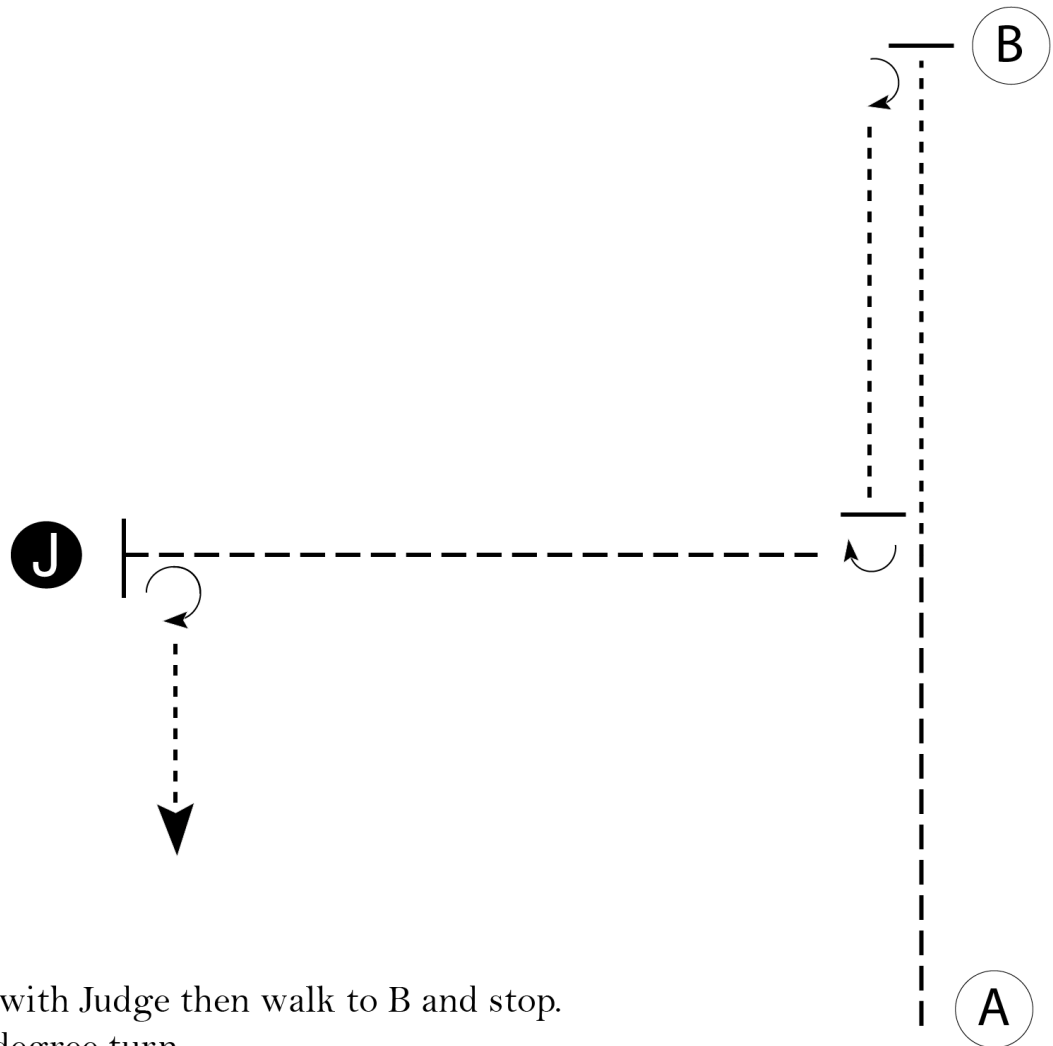
2026 OPHC Buckeye Extravaganza

Showmanship Classes: 59, 60, 61, 62, 307, 308, 402
 (All Walk Trot + Pee Wee) (Am, Adult, Pee Wee are Walk Only)

Show Date: April 25-26, 2026

w w w . H o r s e S h o w P a t t e r n s . c o m

w w w . H o r s e S h o w P a t t e r n s . c o m



Be ready at A.

1. Trot until even with Judge then walk to B and stop.
2. Perform a 180 degree turn.
3. Walk until your horse's hip is even with Judge.
4. Perform a 1/4 turn.
5. Trot to Judge.
6. Set up.
7. Inspection. When dismissed, perform a 270 degree turn and walk to exit.

Walk	-----
Trot	-----
Back	← ⊃ ⊃ ⊃ ⊃
Marker	⊙ B
Judge	⊙ J

[S/WT-120]

Pattern Provided by:
The Judges

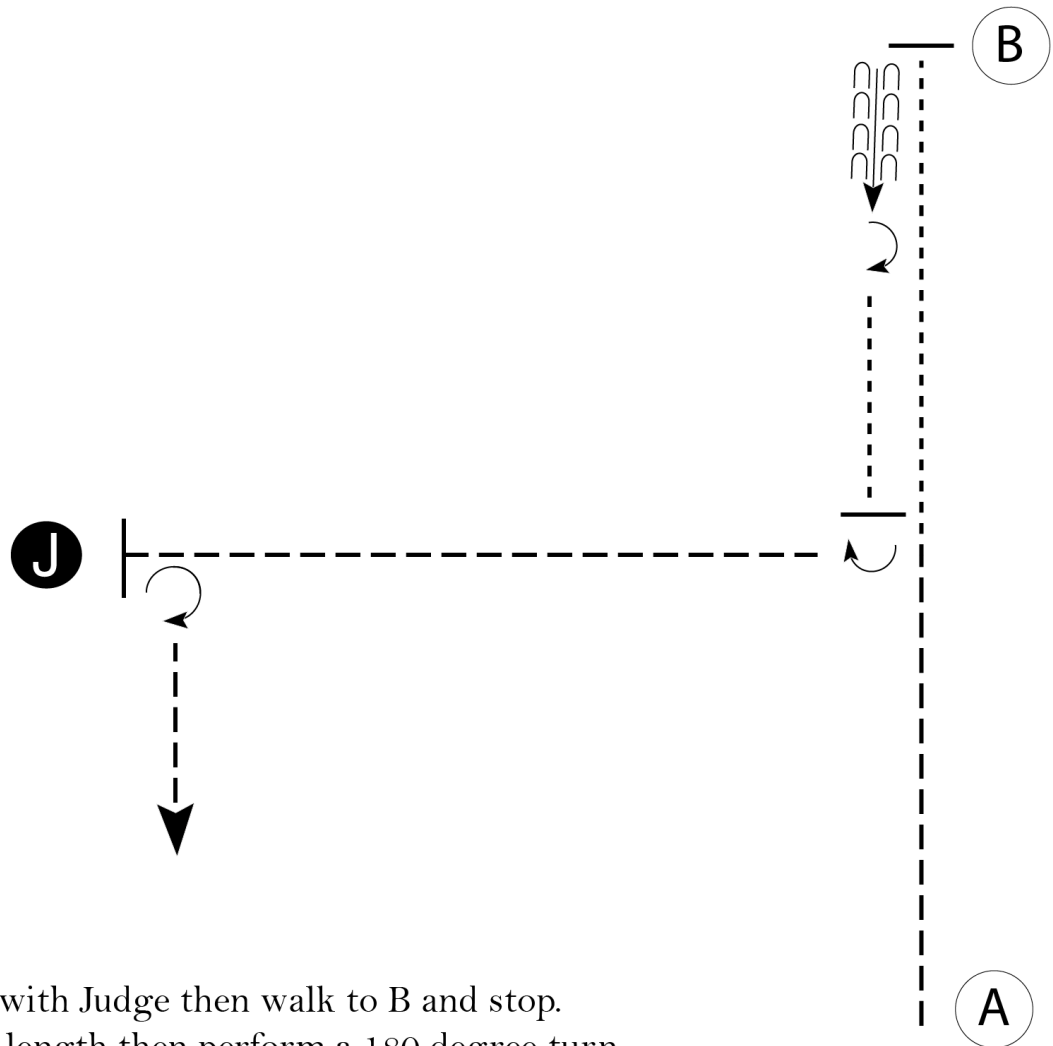
2026 OPHC Buckeye Extravaganza

Showmanship Classes: 55, 56, 57, 58 (Youth, Amateur)

Show Date: April 25-26, 2026

w w w . H o r s e S h o w P a t t e r n s . c o m

w w w . H o r s e S h o w P a t t e r n s . c o m



Be ready at A.

1. Trot until even with Judge then walk to B and stop.
2. Back one horse length then perform a 180 degree turn.
3. Walk until your horse's hip is even with Judge.
4. Perform a 1/4 turn.
5. Trot to Judge.
6. Set up.
7. Inspection. When dismissed, perform a 270 degree turn and trot to exit.

Walk	-----
Trot	- - - - -
Back	←←← ←←←
Marker	Ⓚ
Judge	Ⓝ

[S/2-120]

Pattern Provided by:
The Judges

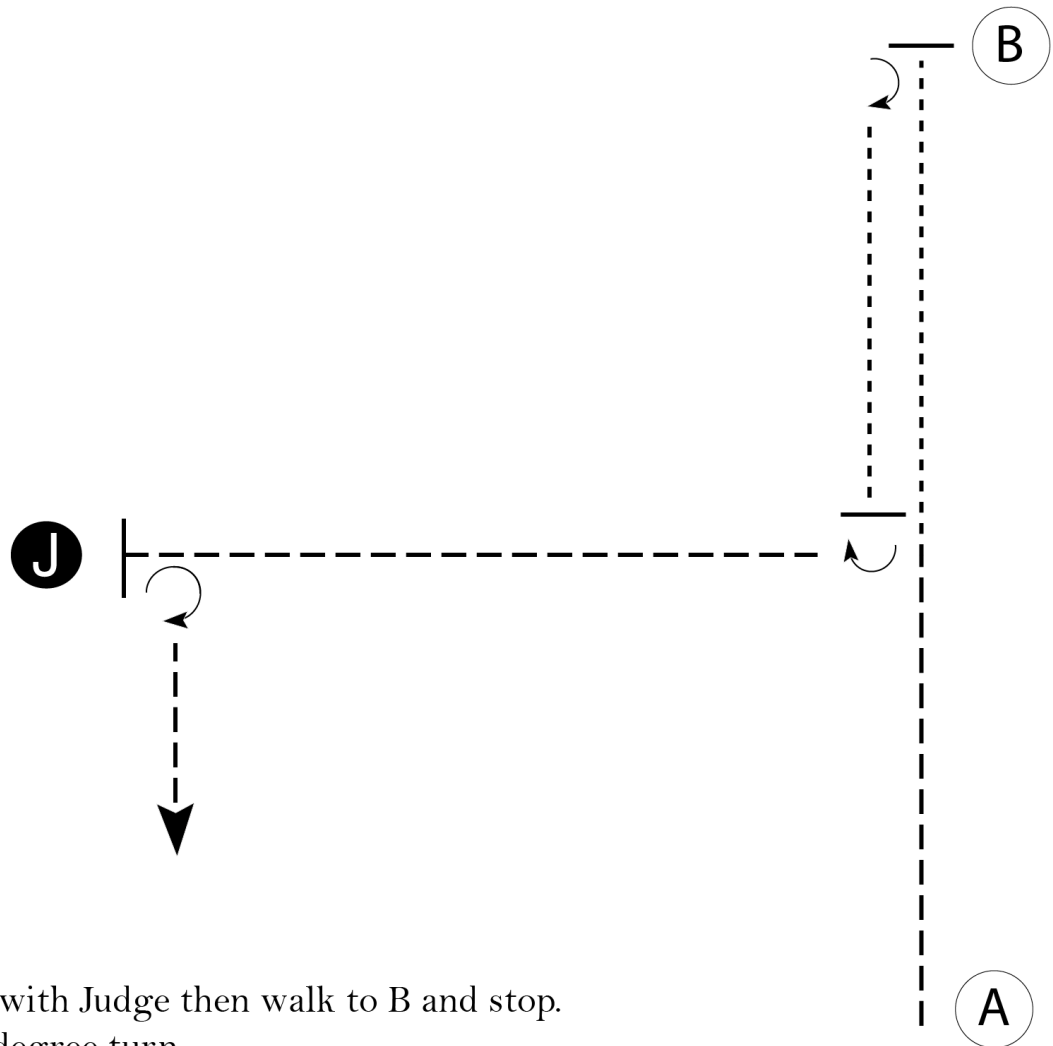
2026 OPHC Buckeye Extravaganza

Showmanship Classes: 53, 54, 304, 305, 306 (Nov Youth, Nov Am, All Breed)

Show Date: April 25-26, 2026

w w w . H o r s e S h o w P a t t e r n s . c o m

w w w . H o r s e S h o w P a t t e r n s . c o m



Be ready at A.

1. Trot until even with Judge then walk to B and stop.
2. Perform a 180 degree turn.
3. Walk until your horse's hip is even with Judge.
4. Perform a 1/4 turn.
5. Trot to Judge.
6. Set up.
7. Inspection. When dismissed, perform a 270 degree turn and trot to exit.

Walk	-----
Trot	- - - - -
Back	← ⊃ ⊃ ⊃ ⊃
Marker	⊙ B
Judge	● J

[S/1-120]

Pattern Provided by:
The Judges

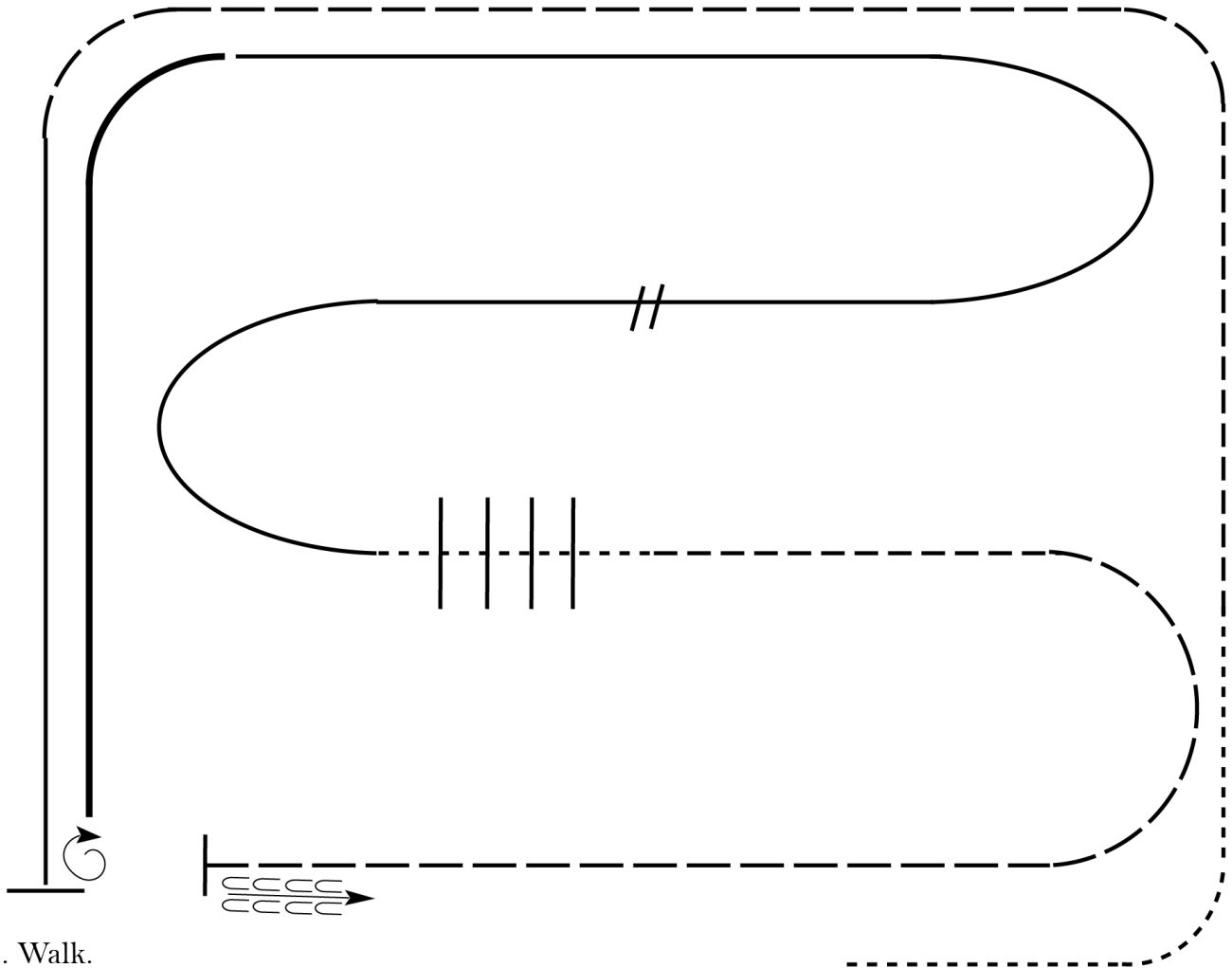
2026 OPHC Buckeye Extravaganza

Ranch Riding Classes: 145, 146, 147, 338, 339 (All Ranch Riding)

Show Date: April 25-26, 2026

w w w . H o r s e S h o w P a t t e r n s . c o m

w w w . H o r s e S h o w P a t t e r n s . c o m



1. Walk.
2. Trot
3. Extended trot.
4. Left lead lope
5. Stop, 1 1/2 turn right
6. Extended lope
7. Collect to working lope-right lead
8. Change leads (simple or flying)
9. Walk
10. Walk over logs
11. Trot
12. Extended trot
13. Stop and back

Walk	-----
Jog	-----
Extended Jog	-----
Lope	-----
Lead Change	//
Back	←
Marker	(B)

[RR/2]

Pattern Provided by:

The Judges

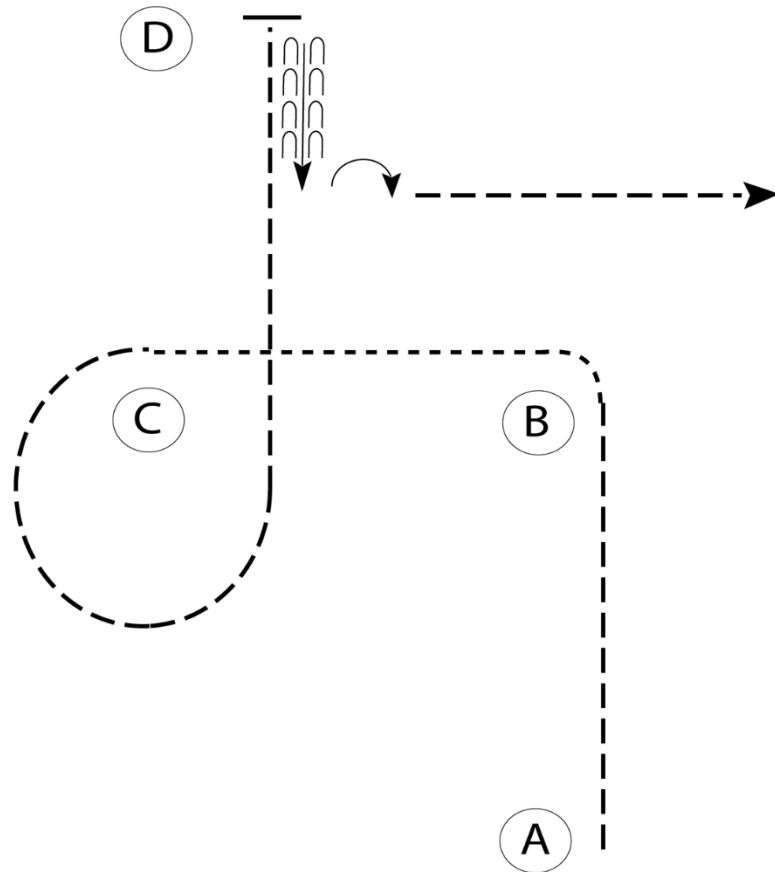
2026 OPHC Buckeye Extravaganza

Horsemanship Classes: 135, 136, 137, 138, 332, 333, 404
(All Walk Trot + Pee Wee) (Pee Wee is Walk Only)

Show Date: April 25-26, 2026

w w w . H o r s e S h o w P a t t e r n s . c o m

w w w . H o r s e S h o w P a t t e r n s . c o m



Be ready at A.

1. Jog to B.
2. Walk around B to the left and to C.
3. Jog at C around to D.
4. Stop and D and back approximately one horse length.
5. Turn 90 degrees to the right on the hindquarters and jog out.

Follow the directions of your ring steward.

Walk	-----
Jog	- - - - -
Extended Jog	— — — —
Lope	—————
Lead Change	
Back	
Marker	ⓑ

[WH/WT-78]

Pattern Provided by:
The Judges

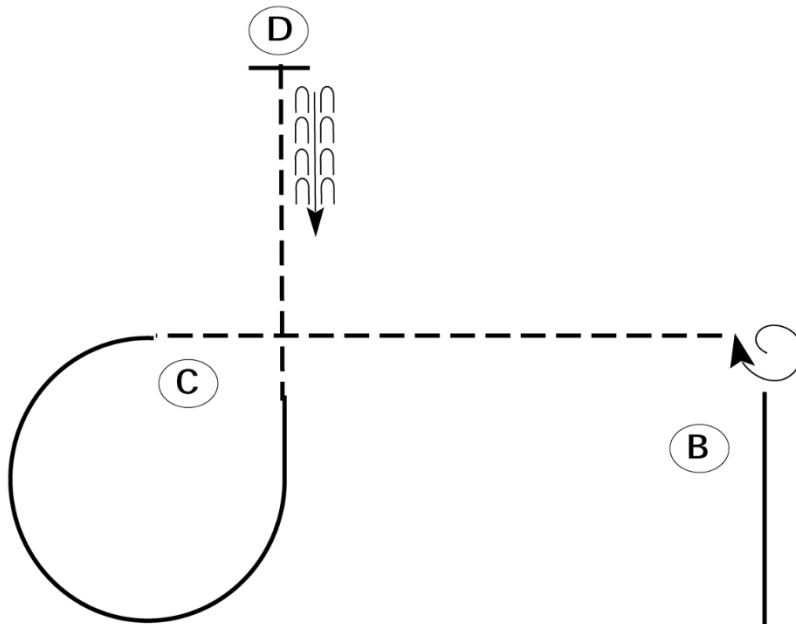
2026 OPHC Buckeye Extravaganza

Horsemanship Classes: 129, 130, 330, 331 (Nov Youth, Nov Am, All Breed)

Show Date: April 25-26, 2026

w w w . H o r s e S h o w P a t t e r n s . c o m

w w w . H o r s e S h o w P a t t e r n s . c o m



Be ready before A.

1. Walk to A.
2. Lope on the right lead past B.
3. Spin 3/4 turns to the right.
4. Jog from B to C.
5. Lope a circle on the left lead around C.
6. Jog from C to D.
7. Stop at D and back approximately one horse length.

Follow the instructions of your ring steward.

A	Walk	-----
	Jog	- - - - -
	Extended Jog	- - - - -
	Lope	—————
	Leg Yield	
	Lead Change	— / —
	Back	← — — — —
	Marker	⊙ B
	Sidepass	← — — — — →

[WH/2-67]

Pattern Provided by:

The Judges

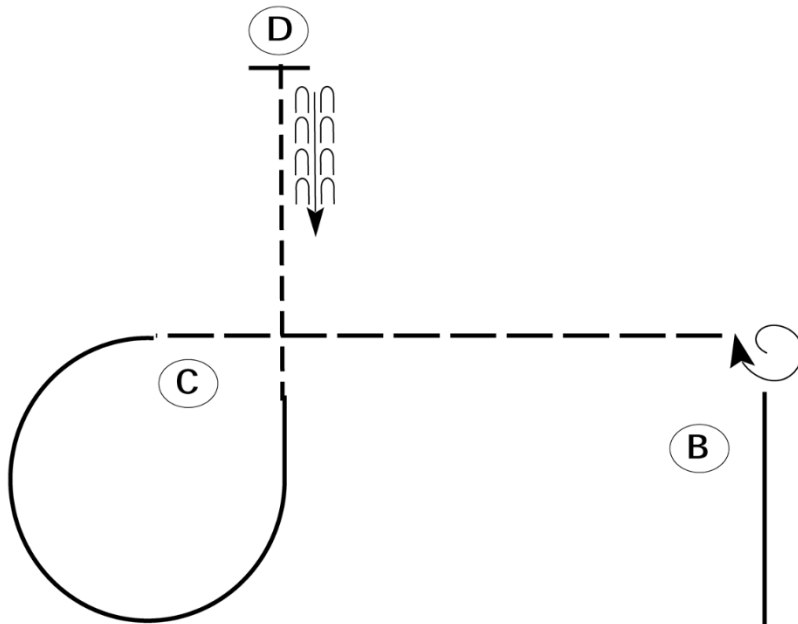
2026 OPHC Buckeye Extravaganza

Horsemanship Classes: 131, 132, 133, 134 (Youth, Amateur)

Show Date: April 25-26, 2026

www.HorseShowPatterns.com

www.HorseShowPatterns.com



Be ready before A.

1. Walk to A.
2. Lope on the right lead past B.
3. Spin 1 3/4 turns to the right.
4. Extend the jog from B to C.
5. Lope a circle on the left lead around C.
6. Jog from C to D.
7. Stop at D and back approximately one horse length.

Follow the instructions of your ring steward.

Walk	-----
Jog	- - - - -
Extended Jog	- - - - -
Lope	—————
Leg Yield	
Lead Change	— / —
Back	← — — — — — — — — —
Marker	⊙
Sidepass	← — — — — →

[WH/3-67]

Pattern Provided by:
The Judges

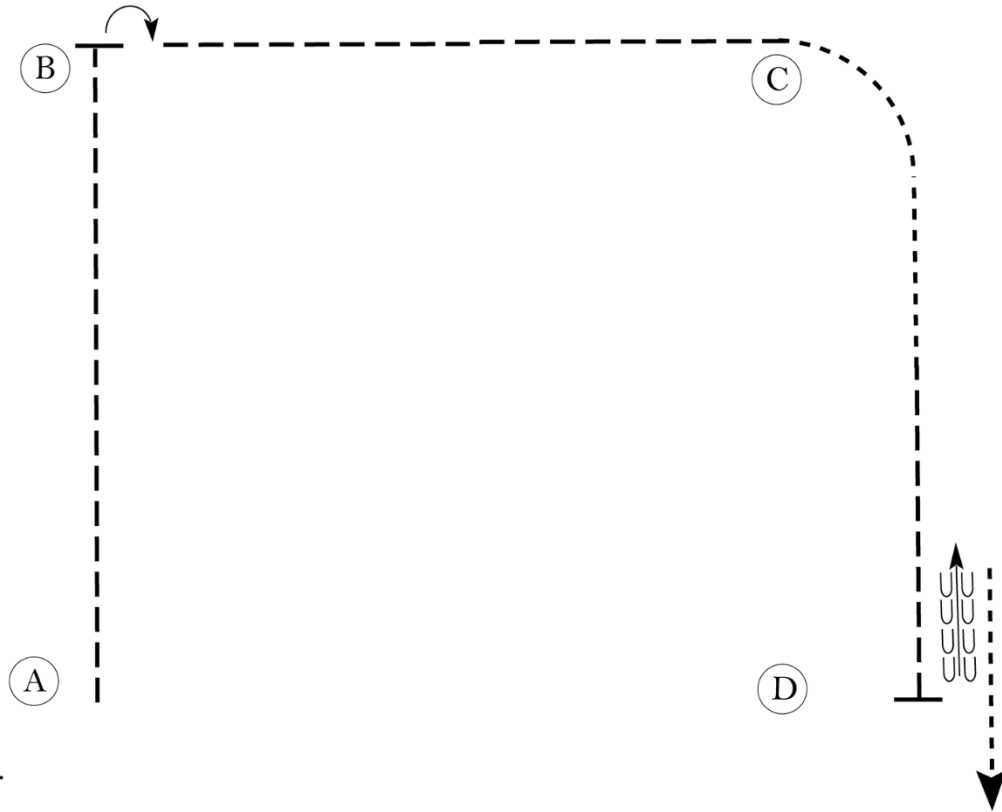
2026 OPHC Buckeye Extravaganza

Equitation Classes: 89, 90, 91, 92, 317, 318 (All Walk Trot)

Show Date: April 25-26, 2026

w w w . H o r s e S h o w P a t t e r n s . c o m

w w w . H o r s e S h o w P a t t e r n s . c o m



Be ready at A.

1. Posting trot on the left diagonal to B.
2. Stop at B and execute a 90 degree turn on the haunches to the right.
3. Posting trot on the right diagonal to C.
4. At C, drop to a walk and walk halfway to D.
5. Sitting trot to D.
6. Stop at D and back approximately one horse length.
7. Walk forward to and past D.

Follow the instructions of your ring steward.

Walk	-----
Trot	- - - - -
Extended Trot	-----
Canter	=====
Leg Yield	
Lead Change	↙ ↘
Back	← ← ← ← ←
Marker	⊙
Sidepass	← →
Hand Gallop	-----

[HSE/WT-43]

Pattern Provided by:

The Judges

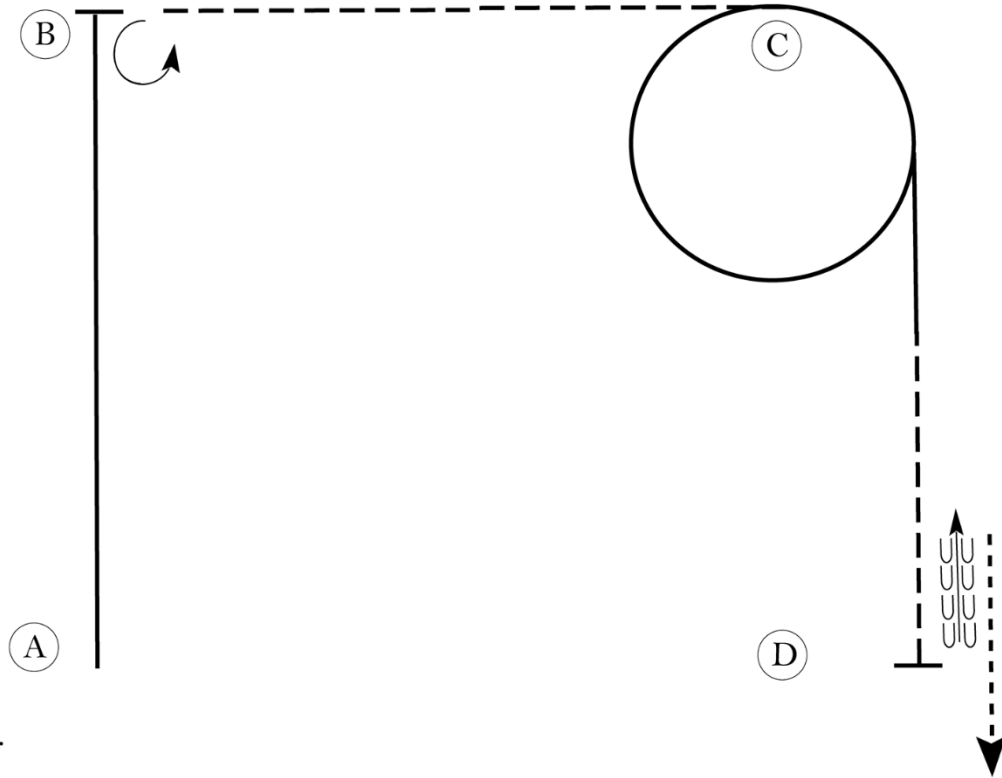
2026 OPHC Buckeye Extravaganza

Equitation Classes: 85, 86, 87, 88 (Amateur, Youth)

Show Date: April 25-26, 2026

www.HorseShowPatterns.com

www.HorseShowPatterns.com



Be ready at A.

1. Canter on the left lead to B.
2. Stop at B and execute a 270 degree turn on the haunches to the left.
3. Posting trot on the right diagonal to C.
4. Canter on the right lead in a circle around C.
5. Continue on the right lead halfway to D.
6. Posting trot on the left diagonal to D.
7. Stop at D and back approximately one horse length.
8. Walk forward to and past D.

Follow the instructions of your ring steward.

Walk	-----
Trot	- - - - -
Extended Trot	=====
Canter	—————
Leg Yield	
Lead Change	↙ ↘
Back	← ← ← ← ←
Marker	⊙
Sidepass	← →
Hand Gallop	———

[HSE/2-43]

Pattern Provided by:

The Judges

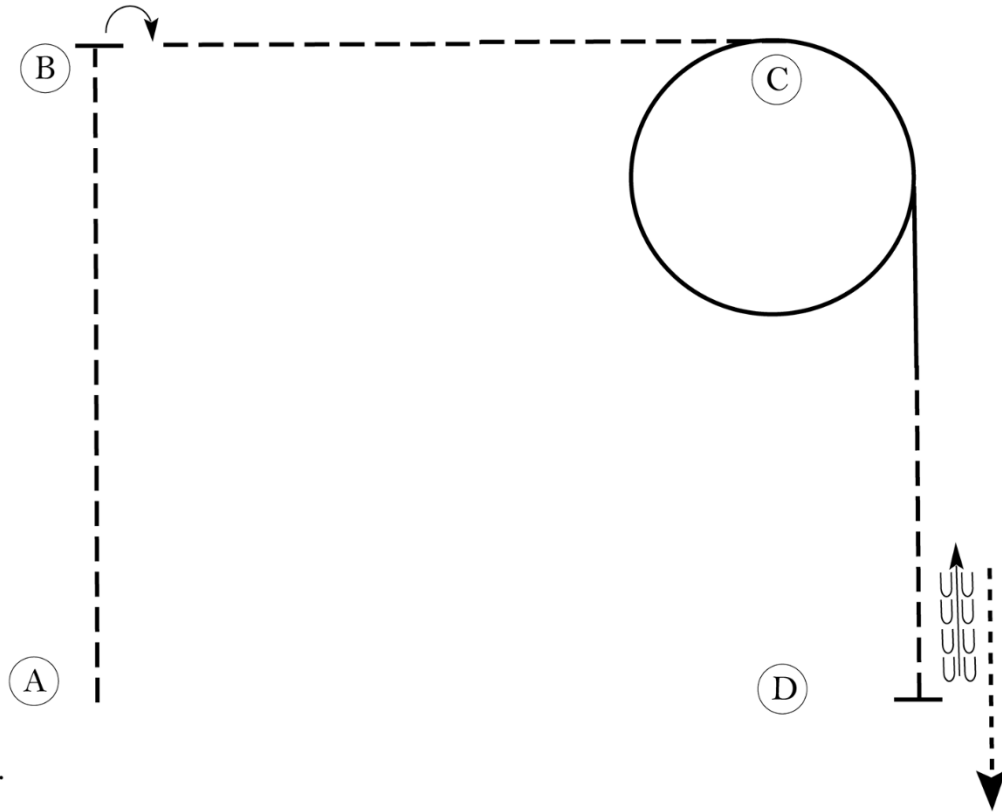
2026 OPHC Buckeye Extravaganza

Equitation Classes: 83, 84, 315, 316 (Nov Youth, Nov Am, All Breed)

Show Date: April 25-26, 2026

www.HorseShowPatterns.com

www.HorseShowPatterns.com



Be ready at A.

1. Sitting trot to B.
2. Stop at B and execute a 90 degree turn on the haunches to the right.
3. Posting trot on the right diagonal to C.
4. Canter on the right lead in a circle around C.
5. Continue on the right lead halfway to D.
6. Posting trot on the left diagonal to D.
7. Stop at D and back approximately one horse length.
8. Walk forward to and past D.

Walk	-----
Trot	- - - - -
Extended Trot	— — — — —
Canter	—————
Leg Yield	
Lead Change	↙ ↘
Back	← ← ← ← ←
Marker	⊙
Sidepass	← — — — — →
Hand Gallop	— — — — —

Follow the instructions of your ring steward.

[HSE/1-43]

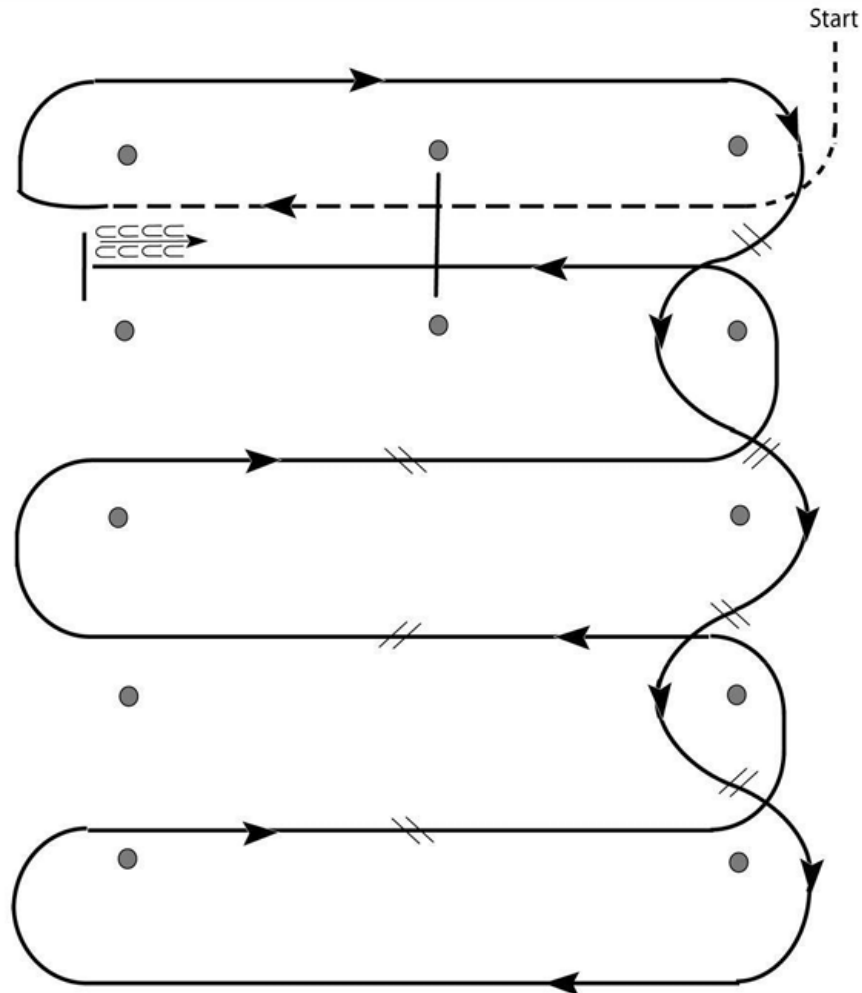
Pattern Provided by:

The Judges

2026 OPHC Buckeye Extravaganza

Western Riding Classes: 111, 112, 113, 114 (Youth, AM, Open)

Show Date: April 25-26, 2026



1. Walk, transition to jog, jog over log.
2. Transition to right.
3. First line change.
4. Second line change.
5. Third line change.
6. Fourth line change.
7. First crossing change.
8. Second crossing change.
9. Third crossing change.
10. Lope over log.
11. Lope, stop and back.

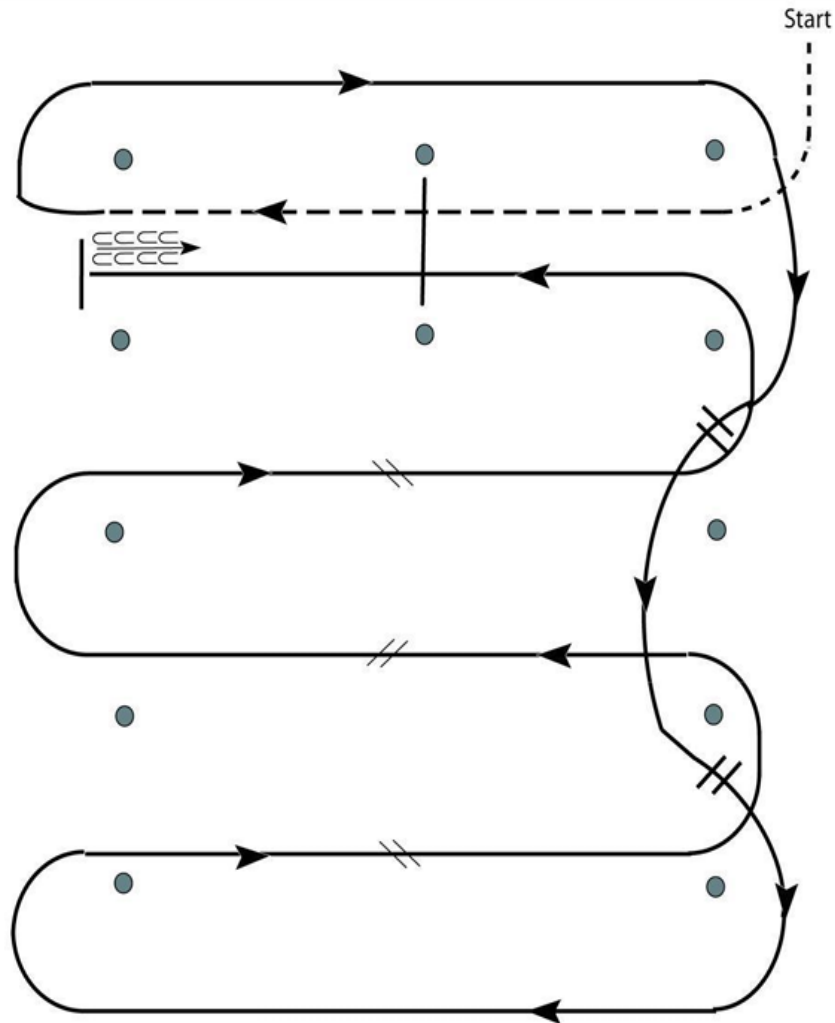
2026 OPHC Buckeye Extravaganza

Western Riding Classes: 110 (Green)

Show Date: April 25-26, 2026

w w w . H o r s e S h o w P a t t e r n s . c o m

w w w . H o r s e S h o w P a t t e r n s . c o m



1. Walk, transition to jog, jog over log.
2. Transition to right lead and lope around end.
3. First line change.
4. Second line change. Lope around end of arena.
5. First crossing change.
6. Second crossing change.
7. Third crossing change.
8. Lope over log.
9. Lope, stop and back.

2026 OPHC Buckeye Extravaganza

Ranch Pleasure Classes: 142, 143, 144, 336, 337 (All Ranch Pleasure)

Show Date: April 25-26, 2026

PATTERN 1

- Extended Walk- 75 feet
 - Trot- 120 feet
- Extended Trot- 240 feet
 - Lope- 150 feet
- Stop; reverse (either direction)
 - Walk- 30 feet
 - Lope- 150 feet
- Extended Lope- 200 feet
 - Trot- 90 feet
 - Stop and Back