

OPHC Buckeye Extravaganza

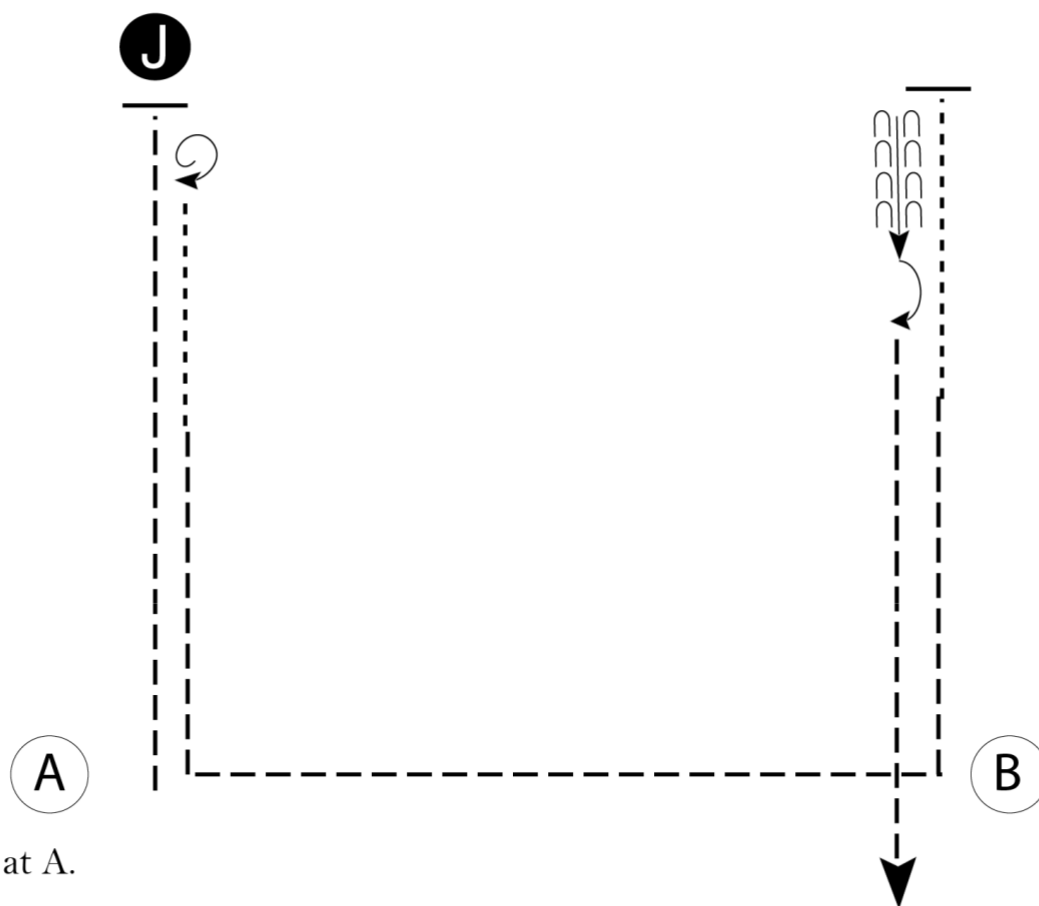
Showmanship

(Youth, Amateur, Adult All Breed, Youth All Breed)

Show Date: April 26, 27

w w w . H o r s e S h o w P a t t e r n s . c o m

w w w . H o r s e S h o w P a t t e r n s . c o m



Be ready at A.

1. Trot to Judge.
2. Stop and set up for inspection.
3. When dismissed, perform a 540 degree turn and walk approximately two horse lengths.
4. Trot to A and trot a square corner. Continue to trot a second square corner and trot half of the line.
5. Walk until even with Judge and stop.
6. Back approximately two horse lengths and perform a 180 degree turn.
7. Trot to exit. Pattern is over once you pass B at the trot.

Walk
Trot - - - - -
Back ← C C C C C
Marker (B)
Judge (J)

[S/3-109]

Pattern Provided by:
your judges

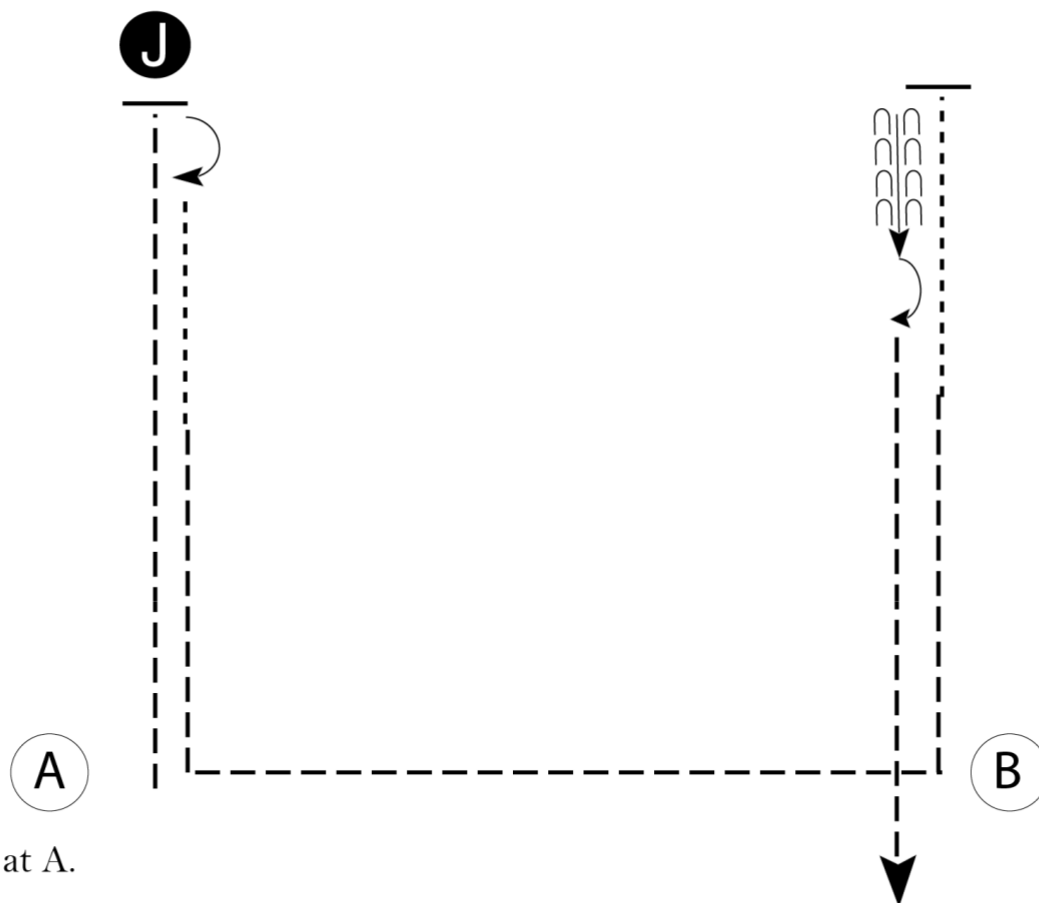
OPHC Buckeye Extravaganza

Showmanship (Novice Youth, Novice Amateur)

Show Date: April 26, 27


w w w . H o r s e S h o w P a t t e r n s . c o m

w w w . H o r s e S h o w P a t t e r n s . c o m



Be ready at A.

1. Trot to Judge.
2. Stop and set up for inspection.
3. When dismissed, perform a 180 degree turn and walk approximately two horse lengths.
4. Trot to A and trot a square corner. Continue to trot a second square corner and trot half of the line.
5. Walk until even with Judge and stop.
6. Back approximately two horse lengths and perform a 180 degree turn.
7. Trot to exit. Pattern is over once you pass B at the trot.

Walk	-----
Trot	- - - - -
Back	← 
Marker	(B)
Judge	(J)

[S/2-109]

Pattern Provided by:
your judges

OPHC Buckeye Extravaganza

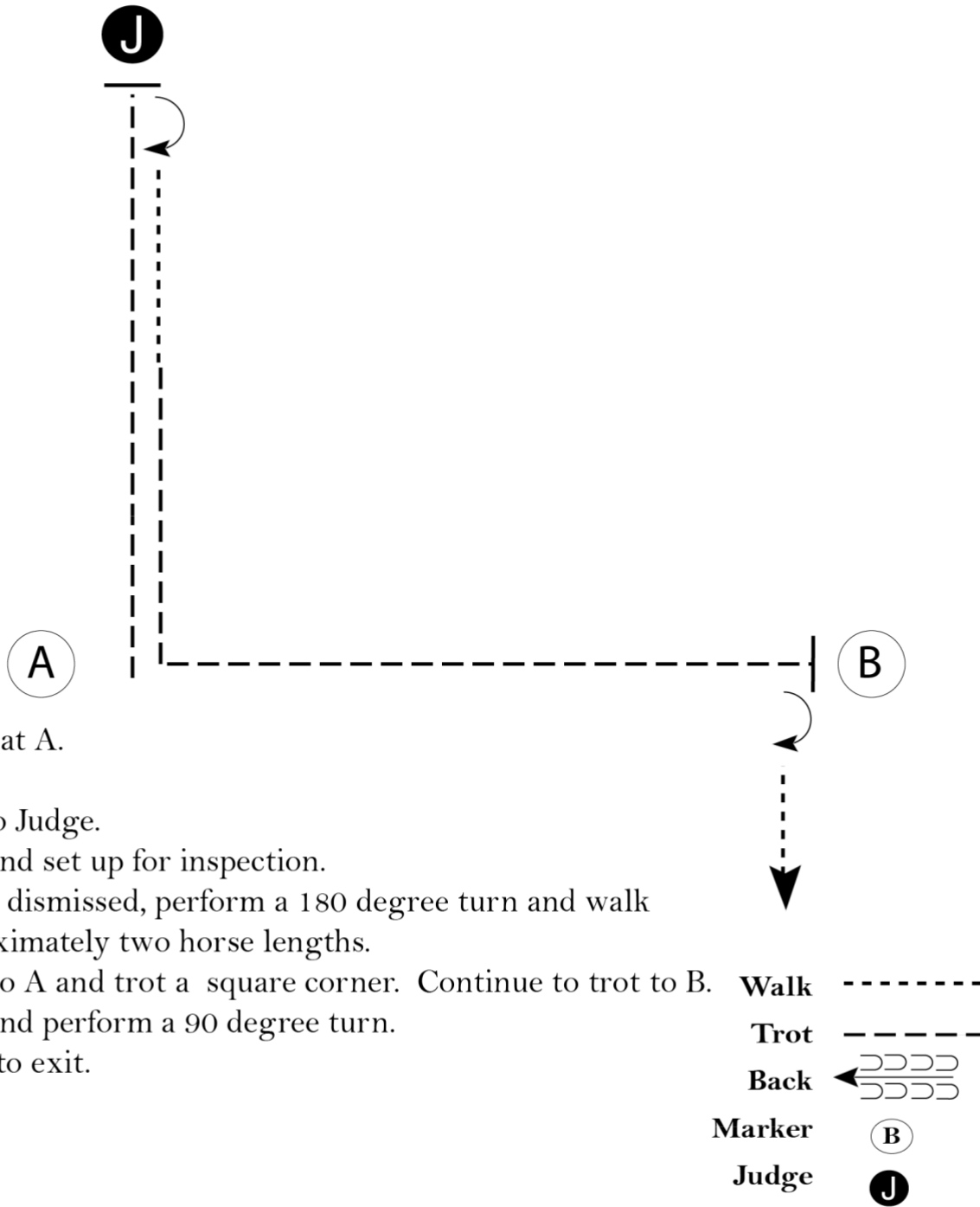
Showmanship

(Youth WT, Amateur WT, Adult WT All Breed, Youth WT All Breed)
 Amateur WT and Adult WT All Breed: no trot, extend the walk

Show Date: April 26, 27

w w w . H o r s e S h o w P a t t e r n s . c o m

w w w . H o r s e S h o w P a t t e r n s . c o m



[S/WT-109]

Pattern Provided by:
your judges

OPHC Buckeye Extravaganza

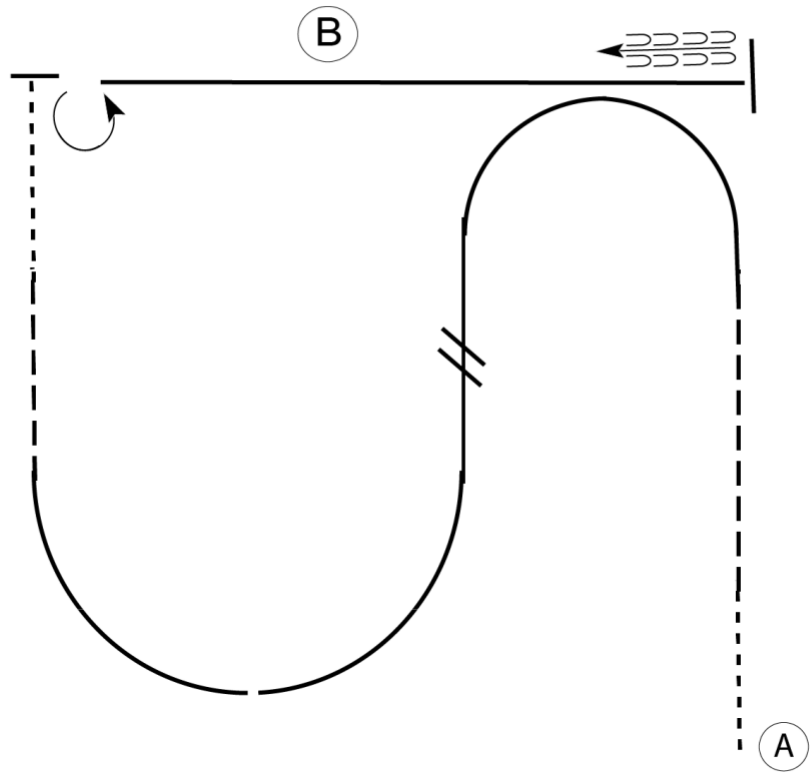
Equitation

(Youth, Amateur, Adult All Breed, Youth All Breed)

Show Date: April 26, 27

w w w . H o r s e S h o w P a t t e r n s . c o m

w w w . H o r s e S h o w P a t t e r n s . c o m



Be ready at A. NOT BEING READY AT A WILL BE CONSIDERED LATE AND A MINUS MANEUVER.

1. Walk two horse lengths from A then trot on the right diagonal.
2. Left lead canter.
3. Change leads.
4. Right lead in a half circle.
5. Sitting trot 3-4 strides.
6. Walk.
7. Stop and perform a 3/4 turn on the forehand left.
8. Canter right lead until even with A.
9. Halt and back approximately 5 steps.

Walk	-----
Trot	- - - - -
Extended Trot	— — — — —
Canter	—————
Leg Yield	
Lead Change	///
Back	←←←←←
Marker	(B)
Sidepass	←←←←←
Hand Gallop	—————

[HSE/3-117]

Pattern Provided by:
your judges

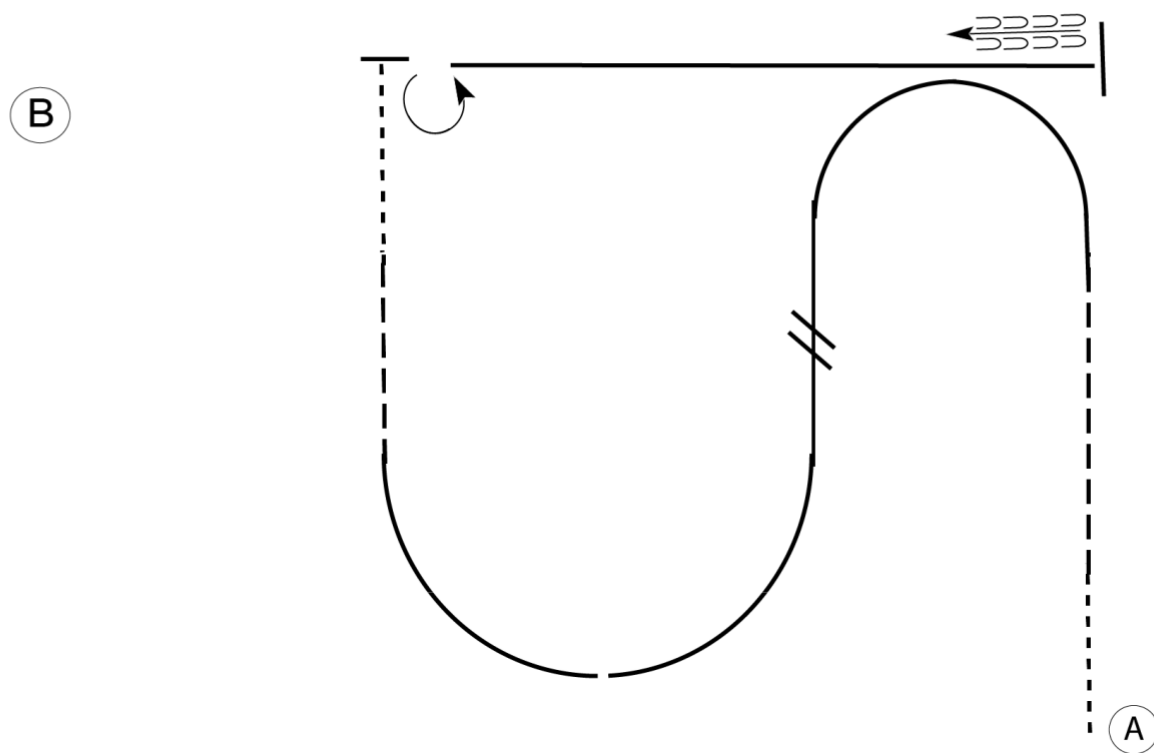
OPHC Buckeye Extravaganza

Equitation (Novice Youth, Novice Amateur)

Show Date: April 26, 27

w w w . H o r s e S h o w P a t t e r n s . c o m

w w w . H o r s e S h o w P a t t e r n s . c o m



Be ready at A. NOT BEING READY AT A WILL BE CONSIDERED LATE AND A MINUS MANEUVER.

1. Walk two horse lengths from A then trot on the right diagonal.
2. Left lead canter.
3. Perform a simple lead change.
4. Right lead in a half circle.
5. Sitting trot 3-4 strides.
6. Walk.
7. Stop and perform a 3/4 turn on the forehand left.
8. Canter right lead until even with A.
9. Halt and back approximately 5 steps.

Walk	-----
Trot	- - - - -
Extended Trot	- - - - -
Canter	—————
Leg Yield	
Lead Change	///
Back	←←←←←
Marker	ⓑ
Sidepass	←-----←
Hand Gallop	—————

[HSE/1-117]

Pattern Provided by:
your judges

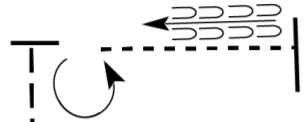
OPHC Buckeye Extravaganza

Equitation

(Youth WT, Amateur WT, Adult WT All Breed, Youth WT All Breed)

Show Date: April 26, 27

(B)



(A)

Be ready at A. NOT BEING READY AT A WILL BE CONSIDERED LATE AND A MINUS MANEUVER.

1. Walk two horse lengths from A then trot on the right diagonal.
2. Change diagonals.
3. Trot left diagonal in half circle.
4. Sitting trot until even with B.
5. Stop and perform a 3/4 turn on the forehand left.
6. Walk FORWARD two horse lengths.
7. Halt and back approximately 5 steps.

Walk	-----
Trot	- - - - -
Extended Trot	— — — —
Canter	—————
Leg Yield	
Lead Change	— / —
Back	← ← ← ← ←
Marker	(B)
Sidepass	← — — — —
Hand Gallop	— — — —

[HSE/WT-117]

Pattern Provided by:

your judges

OPHC Buckeye Extravaganza

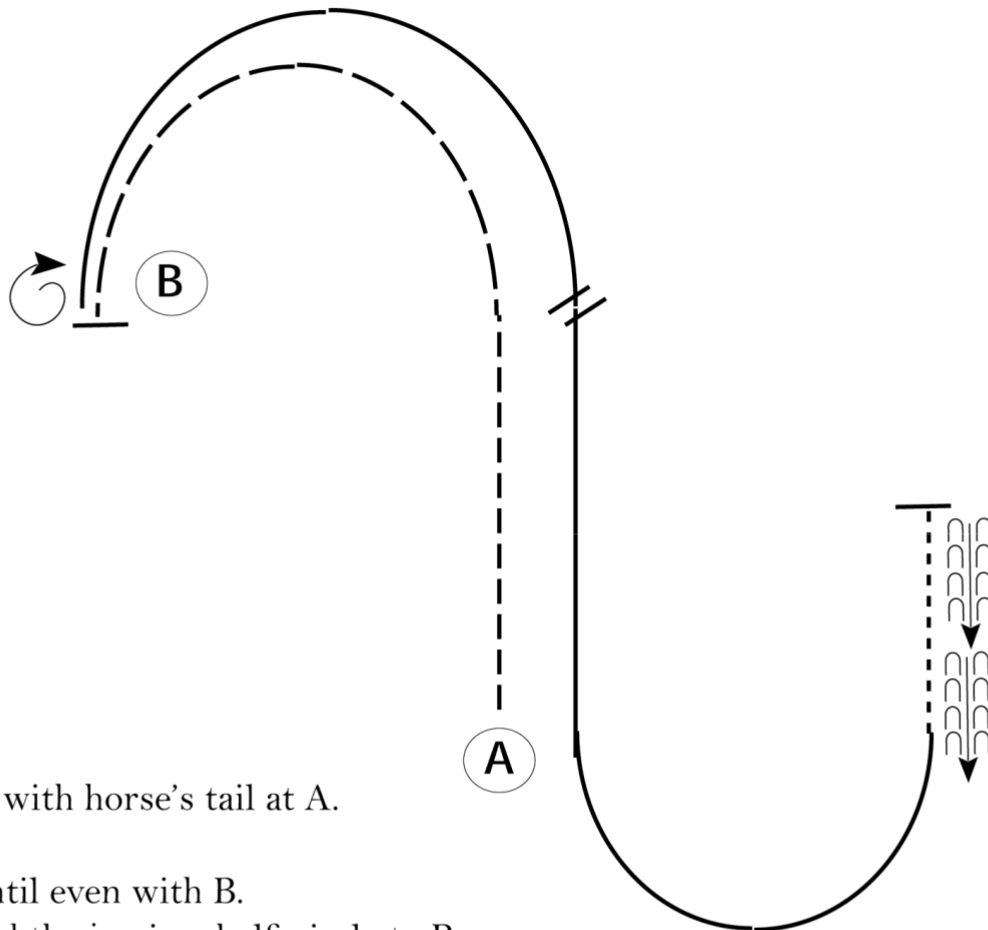
Horsemanship

(Youth, Amateur, Adult All Breed, Youth All Breed)

Show Date: April 26, 27

w w w . H o r s e S h o w P a t t e r n s . c o m

w w w . H o r s e S h o w P a t t e r n s . c o m



Be ready with horse's tail at A.

1. Jog until even with B.
2. Extend the jog in a half circle to B.
3. Stop and perform a 1 1/2 turn to right.
4. Lope on the right lead in a half circle until even with B.
5. Perform a lead change.
6. Lope on the left lead to A and in a half circle until even with A.
7. Walk approximately 2 horse lengths.
8. Stop and back approximately 2 horse lengths.

Walk	-----
Jog	- - - - -
Extended Jog	—————
Lope	—————
Lead Change	———/———
Back	←←←←←
Marker	(B)

Follow the instructions of your ring steward.

[WH/3-87]

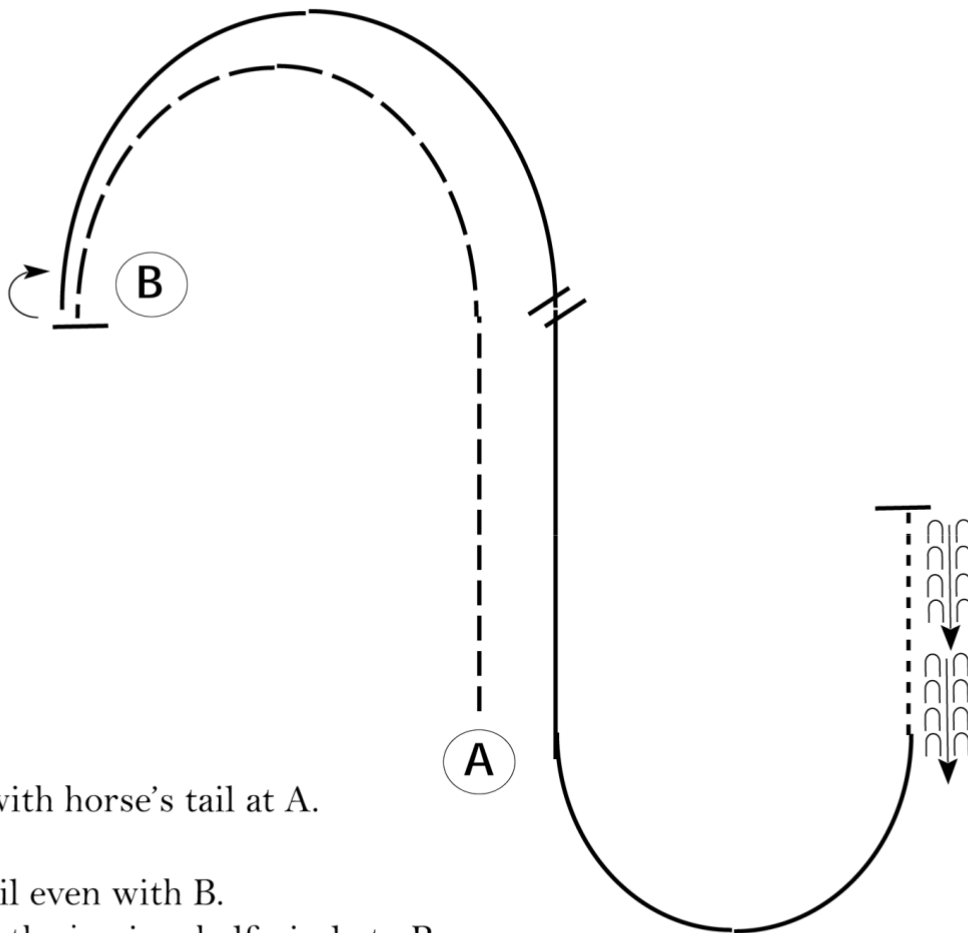
Pattern Provided by:

your judges

OPHC Buckeye Extravaganza

Horsemanship (Novice Youth, Novice Amateur)

Show Date: April 26, 27



Be ready with horse's tail at A.

1. Jog until even with B.
2. Extend the jog in a half circle to B.
3. Stop and perform a 180 degree turn to right.
4. Lope on the right lead in a half circle until even with B.
5. Perform a simple lead change.
6. Lope on the left lead to A and in a half circle until even with A.
7. Walk approximately 2 horse lengths.
8. Stop and back approximately 2 horse lengths.

Follow the instructions of your ring steward.

Walk	-----
Jog	- - - - -
Extended Jog	- - - - -
Lope	—————
Lead Change	///
Back	←←←←←
Marker	(B)

[WH/2-87]

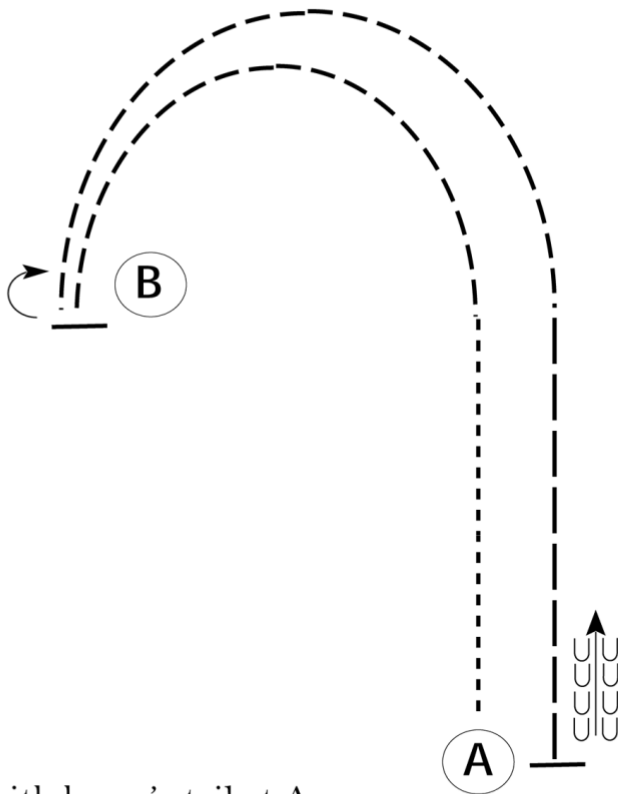
Pattern Provided by:
your judges

OPHC Buckeye Extravaganza

Horsemanship

(Youth WT, Amateur WT, Adult WT All Breed, Youth WT All Breed)

Show Date: April 26, 27



Be ready with horse's tail at A.

1. Walk until even with B.
2. Jog in a half circle to B.
3. Stop and perform a 180 degree turn to right.
4. Jog in a half circle until even with B.
5. Extend the jog to A.
6. Stop and back approximately 2 horse lengths.

Follow the instructions of your ring steward.

Walk	-----
Jog	- - - - -
Extended Jog	- - - - -
Lope	
Lead Change	
Back	
Marker	(B)

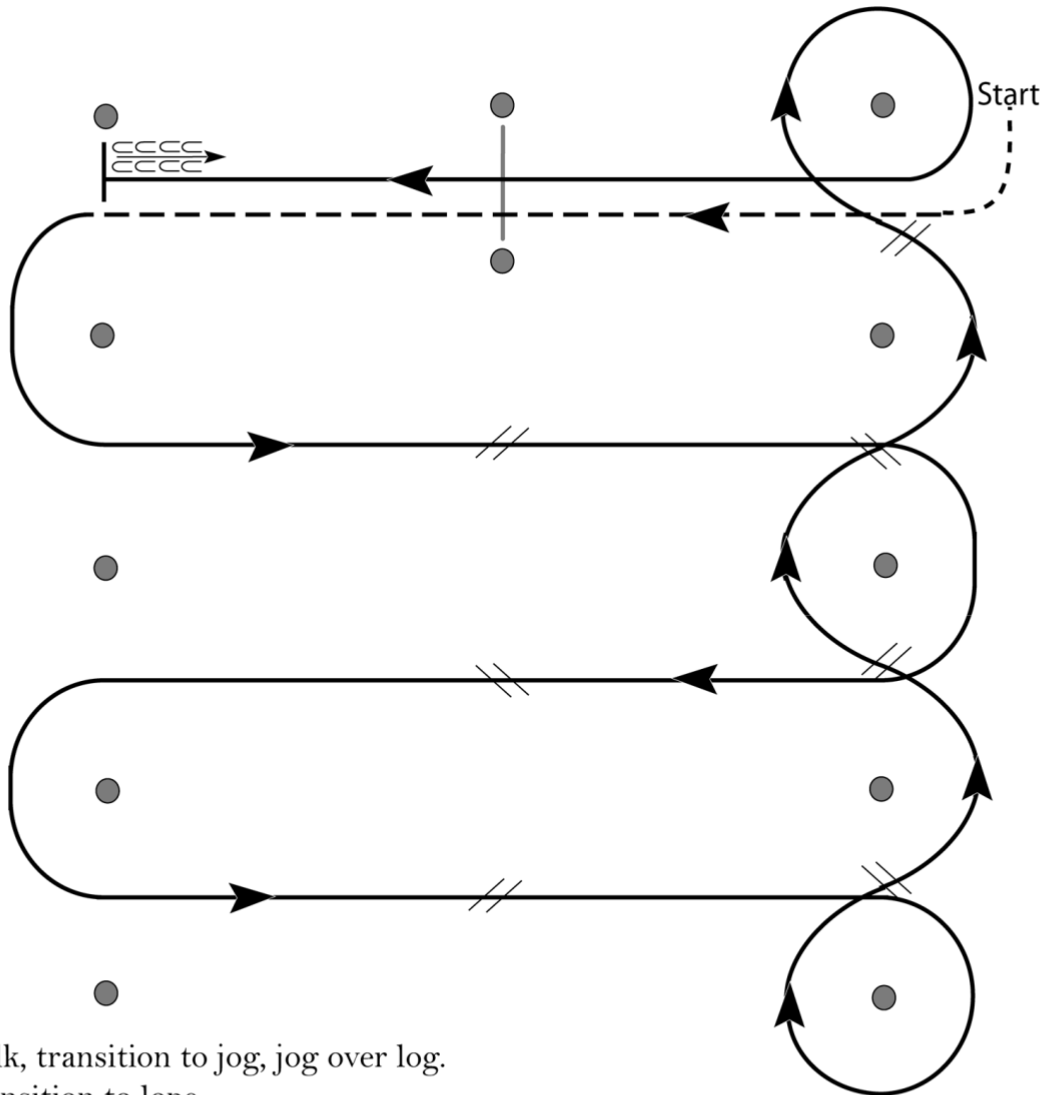
[WH/WT-87]

Pattern Provided by:
your judges

OPHC Buckeye Extravaganza

Western Riding (Youth, Amateur)

Show Date: April 26, 27



1. Walk, transition to jog, jog over log.
2. Transition to lope.
3. First crossing change.
4. Second crossing change.
5. Third crossing change.
6. Circle and first line change.
7. Second line change.
8. Third line change.
9. Fourth line change and circle.
10. Lope log.
11. Lope, stop and back.

[WR/OP-2]

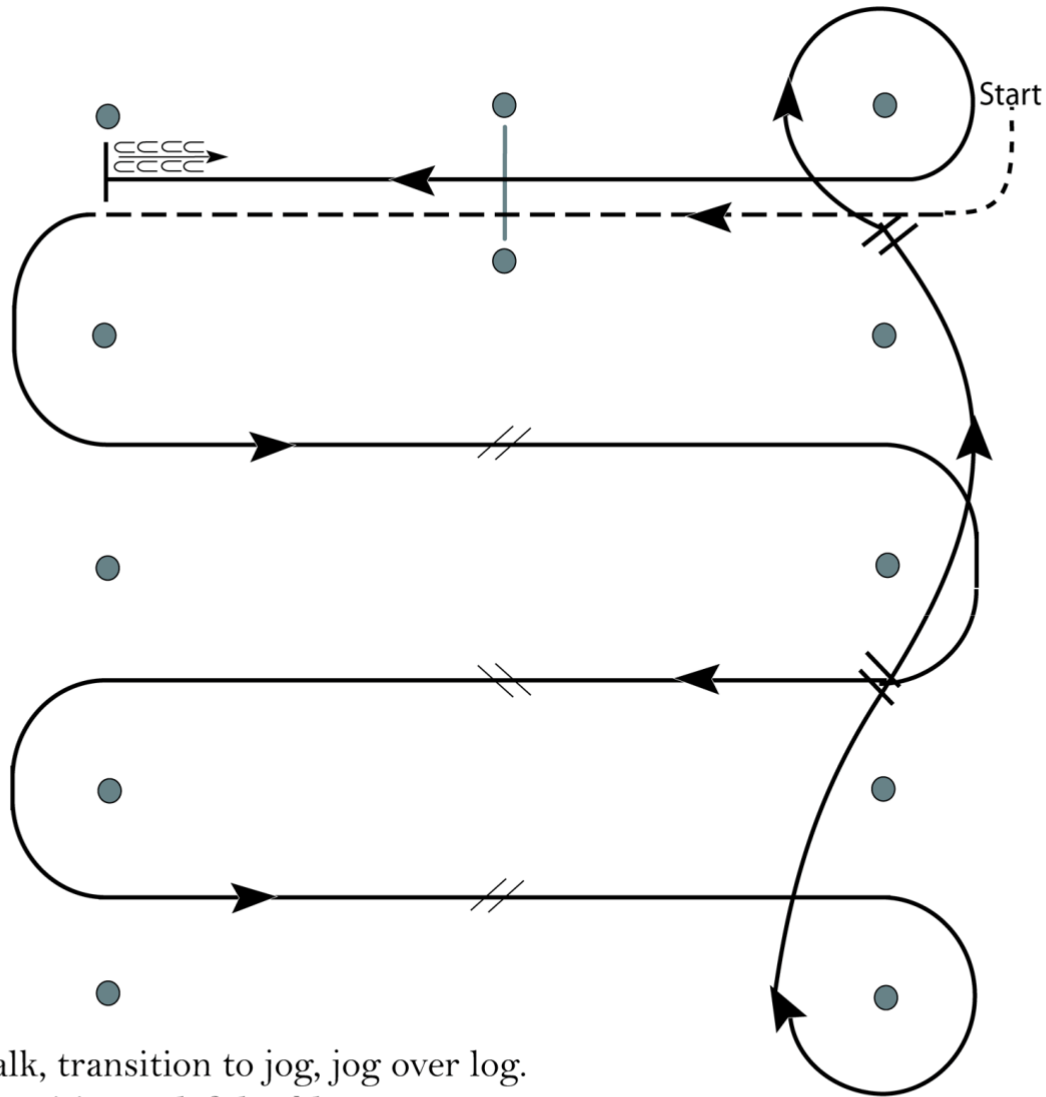
Pattern Provided by:

your judges

OPHC Buckeye Extravaganza

Western Riding (Green)

Show Date: April 26, 27



1. Walk, transition to jog, jog over log.
2. Transition to left lead lope.
3. First crossing change.
4. Second crossing change.
5. Third crossing change.
6. Circle and first line change.
7. Second line change and circle.
8. Lope log.
9. Stop and back.

[WR/GP-2]

Pattern Provided by:
your judges

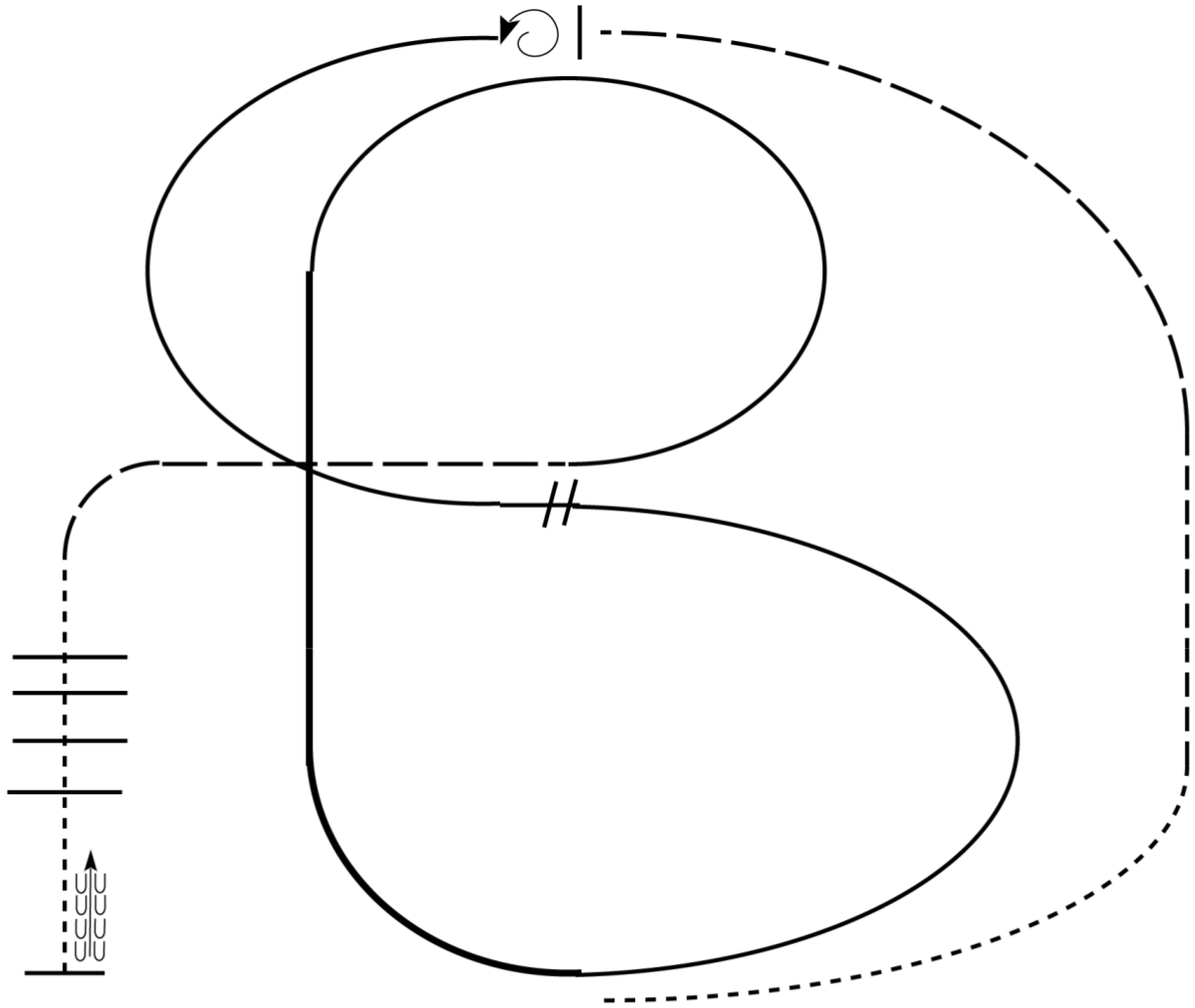
OPHC Buckeye Extravaganza

Ranch Riding (All)

Show Date: April 26, 27

w w w . H o r s e S h o w P a t t e r n s . c o m

w w w . H o r s e S h o w P a t t e r n s . c o m



1. Walk
2. Trot
3. Extend the trot, at the top of the arena, stop
4. 360 degree turn to the left
5. Left lead 1/2 circle, lope to the center
6. Change leads (simple or flying)
7. Right lead 1/2 circle
8. Extended lope up the long side of arena (right lead)
9. Collect back to a lope around the top of the arena and back to center
10. Break down to an extended trot
11. Walk over poles.
12. Stop and back

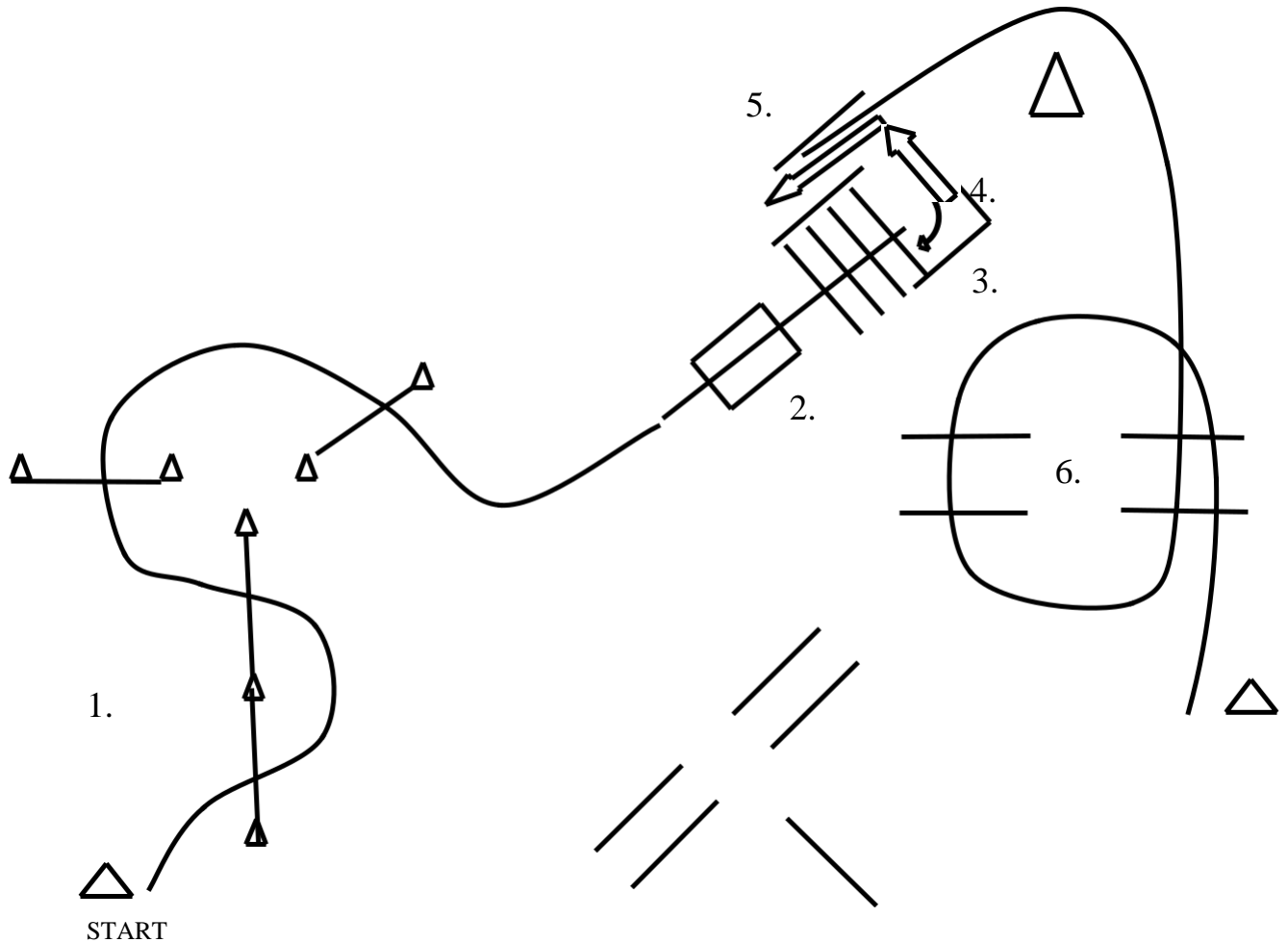
Walk	-----
Jog	- - - - -
Extended Jog	-----
Lope	—————
Lead Change	— / —
Back	← ← ← ← ←
Marker	Ⓚ

[RR/1]

Pattern Provided by:
your judges

Trail

All In Hand

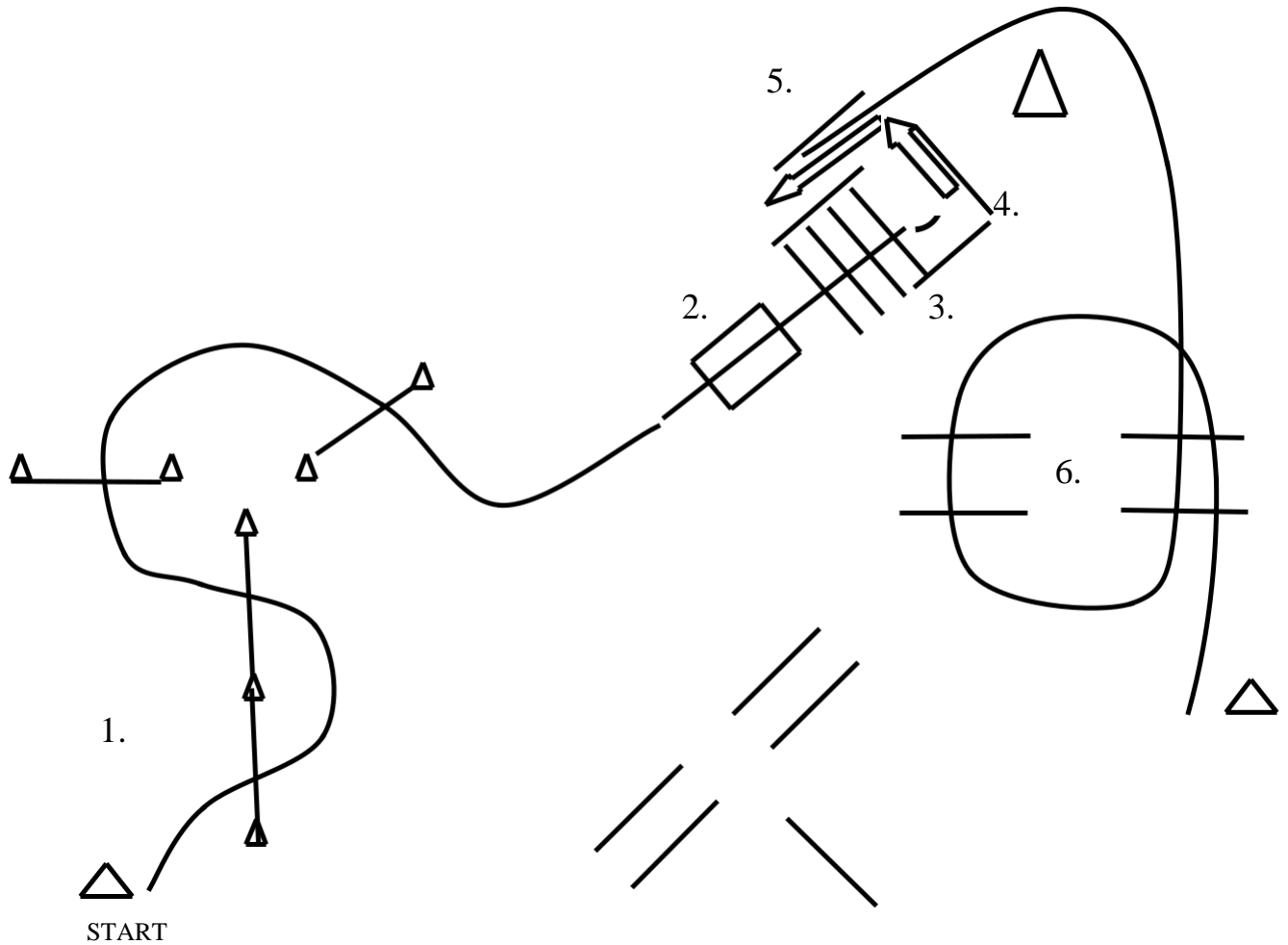


1. Trot through serpentine
2. Walk over bridge
3. Walk over logs and into box
4. 1/4 turn to right
5. Back out of box into chute
6. Trot out of chute over logs.

Pattern is complete when you get to cone.

Trail

All Walk Trot

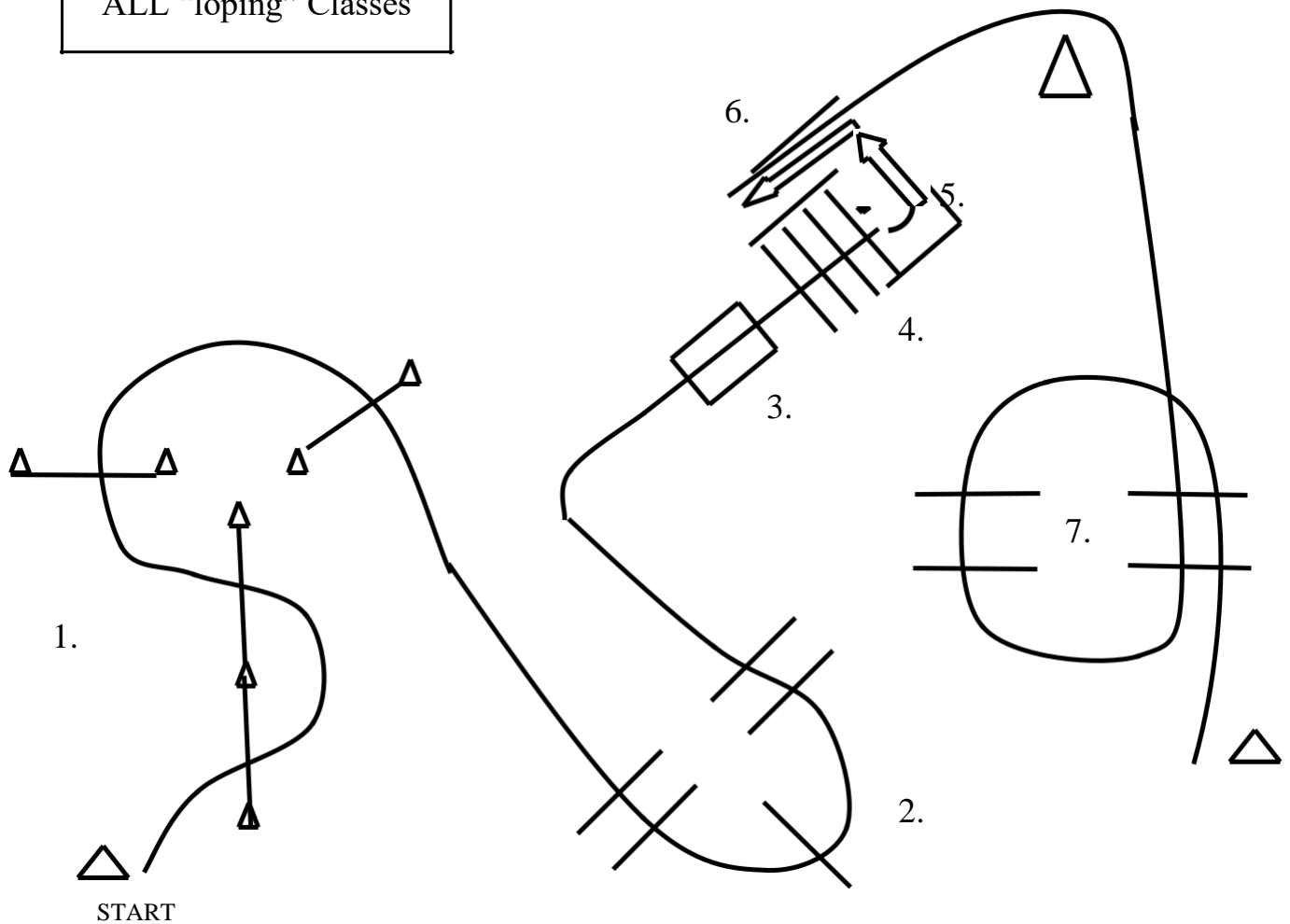


1. Trot through serpentine
2. Walk over bridge
3. Walk over logs and into box
4. 3/4 turn to left
5. Back out of box into chute
6. Trot out of chute over logs.

Pattern is complete when you get to cone.

Trail

ALL "loping" Classes



1. Trot through serpentine
2. Lope (LL) over logs
3. Walk over bridge
4. Walk over logs and into box
5. 3/4 turn to left
6. Back out of box into chute
7. Lope (RL) of out chute (you make walk a few steps forward) and over logs.

Pattern is complete when you get to cone.

Ranch Pleasure

PATTERN 1

- Extended Walk- 75 feet
 - Trot- 120 feet
- Extended Trot- 240 feet
 - Lope- 150 feet
- Stop; reverse (either direction)
 - Walk- 30 feet
 - Lope- 150 feet
- Extended Lope- 200 feet
 - Trot- 90 feet
 - Stop and Back