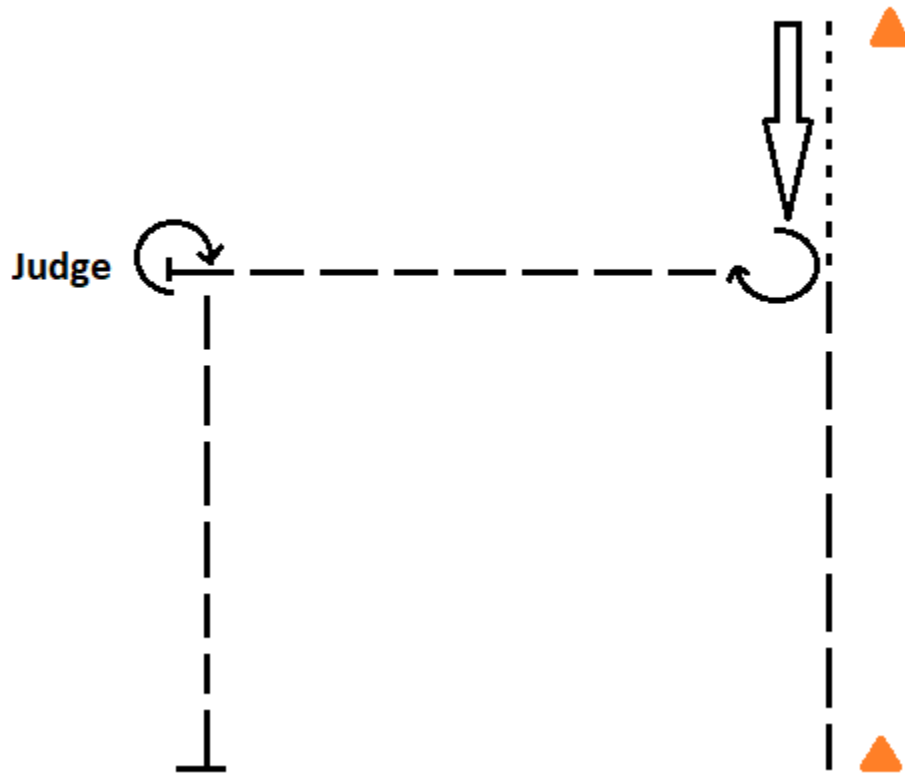


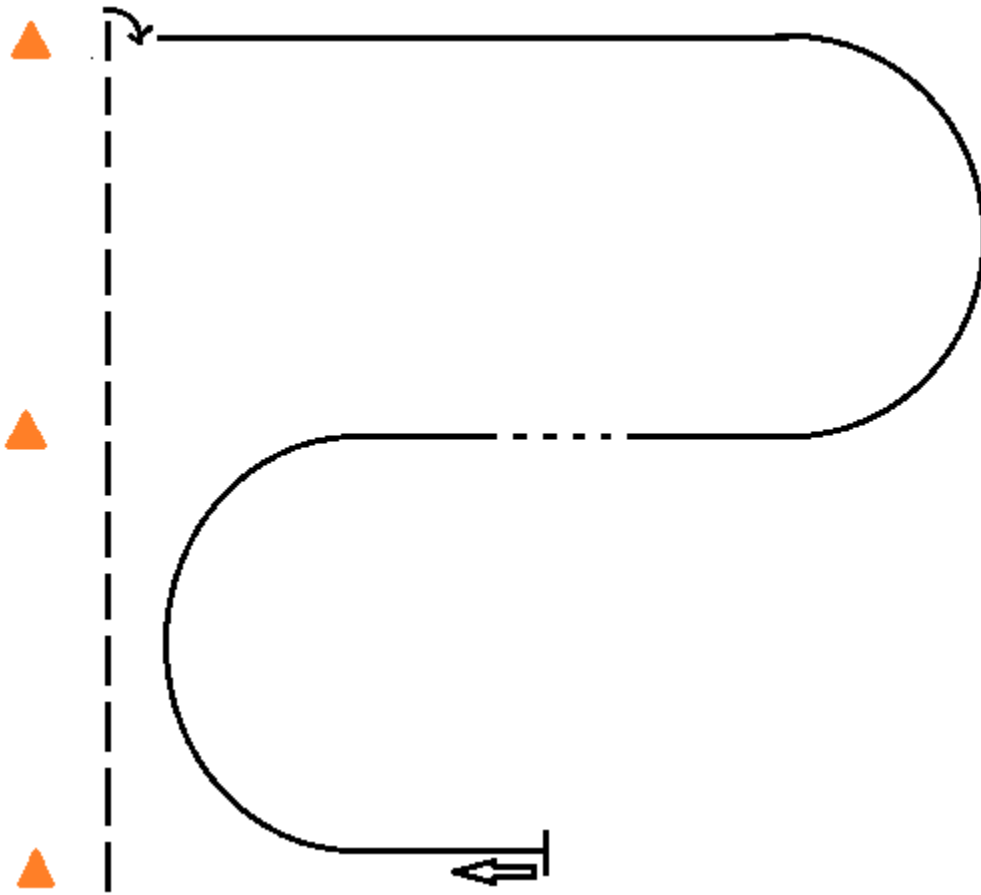
ALL SHOWMANSHIP- including small fry and walk trot



BE READY AT THE MARKER

1. Trot until even with the judge and walk
2. Walk to marker and stop
3. Back until hip is even with the judge
4. Pivot 270 degrees
5. Trot to judge and Stop
6. Set up
7. Inspection
8. Pivot 270 degrees
9. Trot until even with the marker, stop and hesitate
Pattern is complete. Exit at a walk

ALL EQUITATION EXCEPT SMALL FRY AND WALK TROT



BE READY AT THE MARKER

1. Trot on the left diagonal from the first marker to the second
2. Change diagonals and continue to the third marker
3. Stop and turn $\frac{1}{4}$ turn right on the forehand
4. Canter as shown on the right lead
5. Change leads through the walk
6. Canter as shown on the left lead
7. Stop and back one horse length
Pattern is complete. Exit at a walk

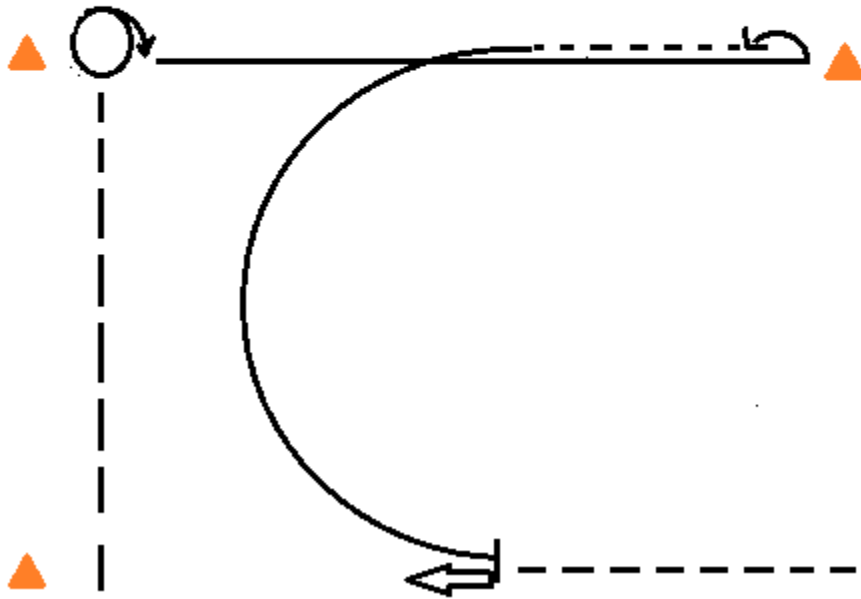
SMALL FRY AND WALK TROT EQUITATION



BE READY AT THE MARKER

1. Trot on the left diagonal from the first marker to just before the second marker
2. Break to a walk and walk the corner
3. Trot on the right diagonal
4. Stop and do a $\frac{1}{4}$ turn right on the forehand
5. Sit trot until even with the marker
6. Stop and back a horse length
Pattern is complete Exit at a walk

ALL HORSEMANSHIP EXCEPT SMALL FRY AND WALK TROT

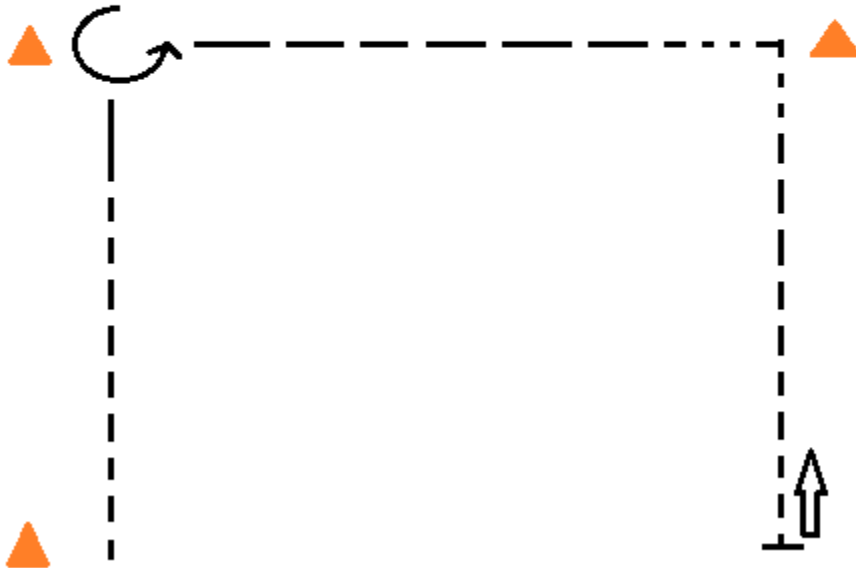


BE READY AT THR MARKER

1. Extend the trot from the first marker to the second
2. Stop and do a $1 \frac{1}{4}$ turn to the right
3. Lope on the right lead to the next marker
4. Stop and do a $\frac{1}{2}$ turn to the left
5. Walk to the center of the line
6. Lope a $\frac{1}{2}$ circle on the left lead
7. Stop and back a horse length
8. Jog straight

Pattern is complete when passing marker.

SMALL FRY AND WALK TROT HORSEMANSHIP



BE RADY AT THE MARKER

1. Jog from first to second marker and stop
 2. Perform a $\frac{3}{4}$ turn to the left
 3. Extend the jog to just before the next marker
 4. Break to a walk and walk the corner
 5. Jog until even with the marker
 6. Stop and back one horse length
- Pattern is complete. Exit at a walk

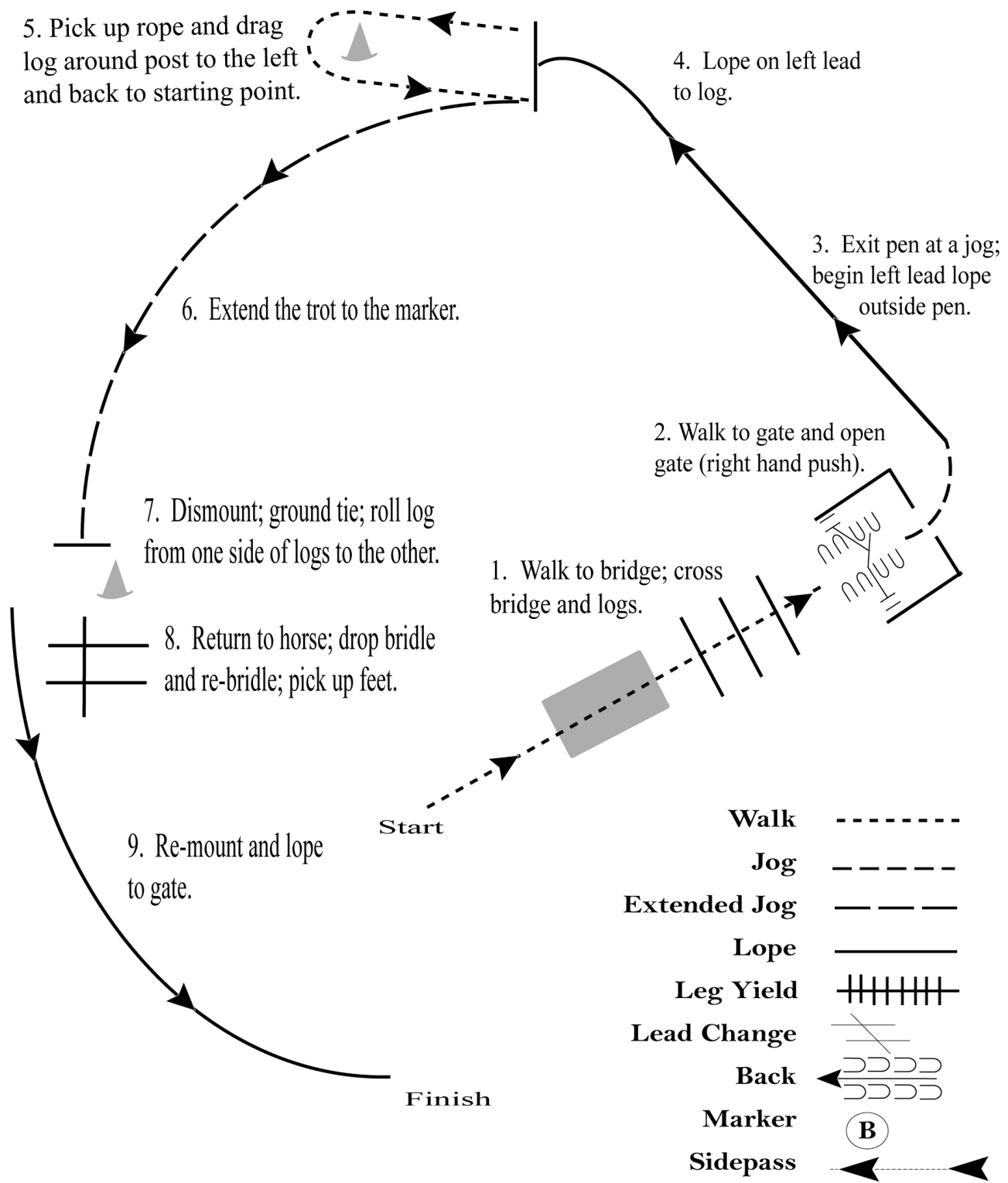
IN/ OH Hoosier Buckeye Palooza

Ranch Trail (All Ages)

Show Date: 09/16 - 9/17, 2023

www.HorseShowPatterns.com

www.HorseShowPatterns.com



Pattern Provided by:

[RT/5]

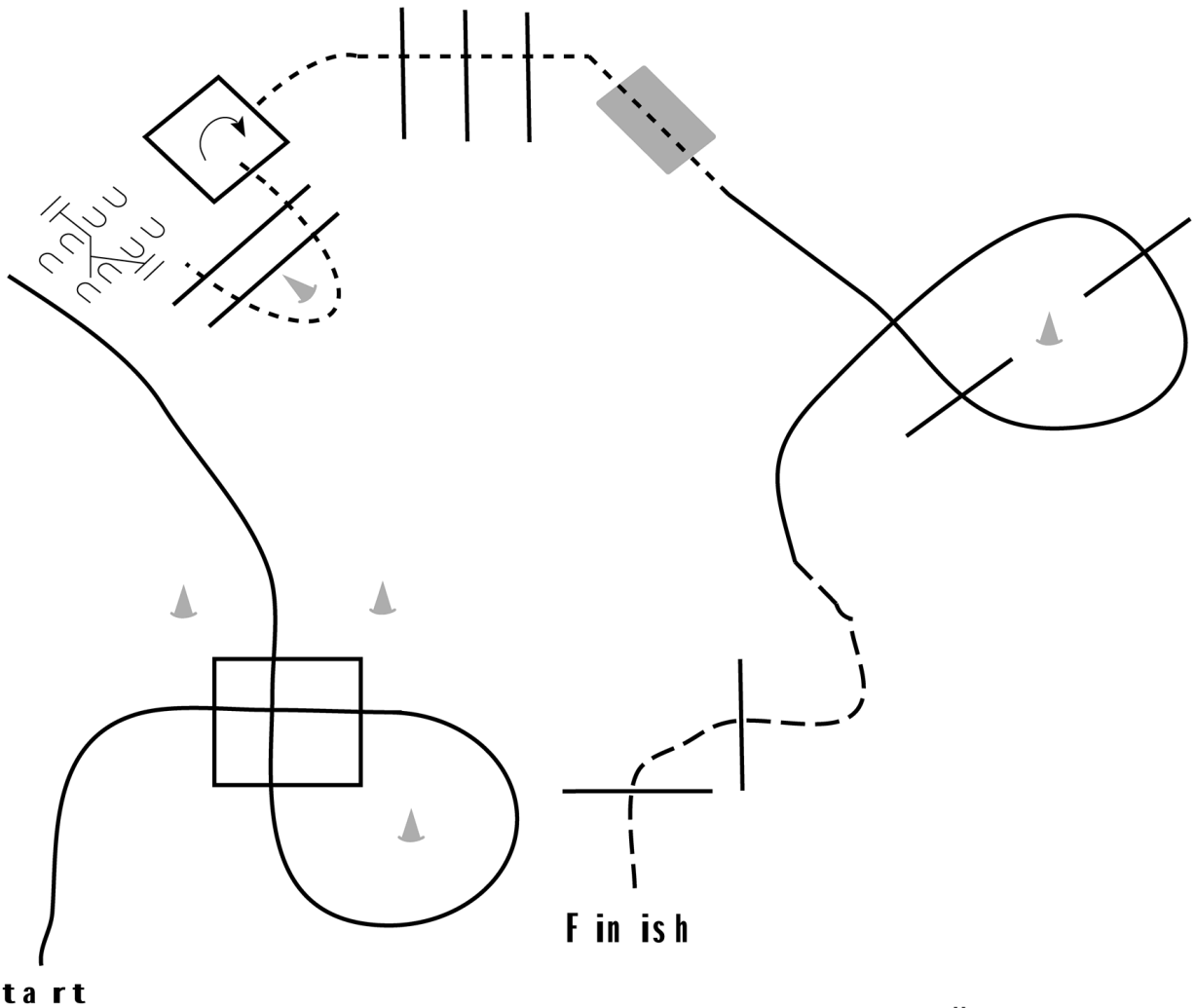
IN/ OH Hoosier Buckeye Palooza

Trail (All Novice Youth, Novice AM and Green)

Show Date: 09/16 - 9/17, 2023

www.HorseShowPatterns.com

www.HorseShowPatterns.com



1. Lope on the right lead through box to gate
2. Right hand push gate
3. Walk over elevated poles and into box
4. 1/4 turn to the right in the box
5. Walk over poles and over bridge
6. Lope on the left lead over poles
7. Jog over poles to finish

Walk	-----
Jog	- - - - -
Extended Jog	- - - - -
Lope	—————
Leg Yield	
Lead Change	— / —
Back	← ← ← ← ←
Marker	Ⓚ
Sidepass	← ——— →

Pattern Provided by:

[T/1-11]

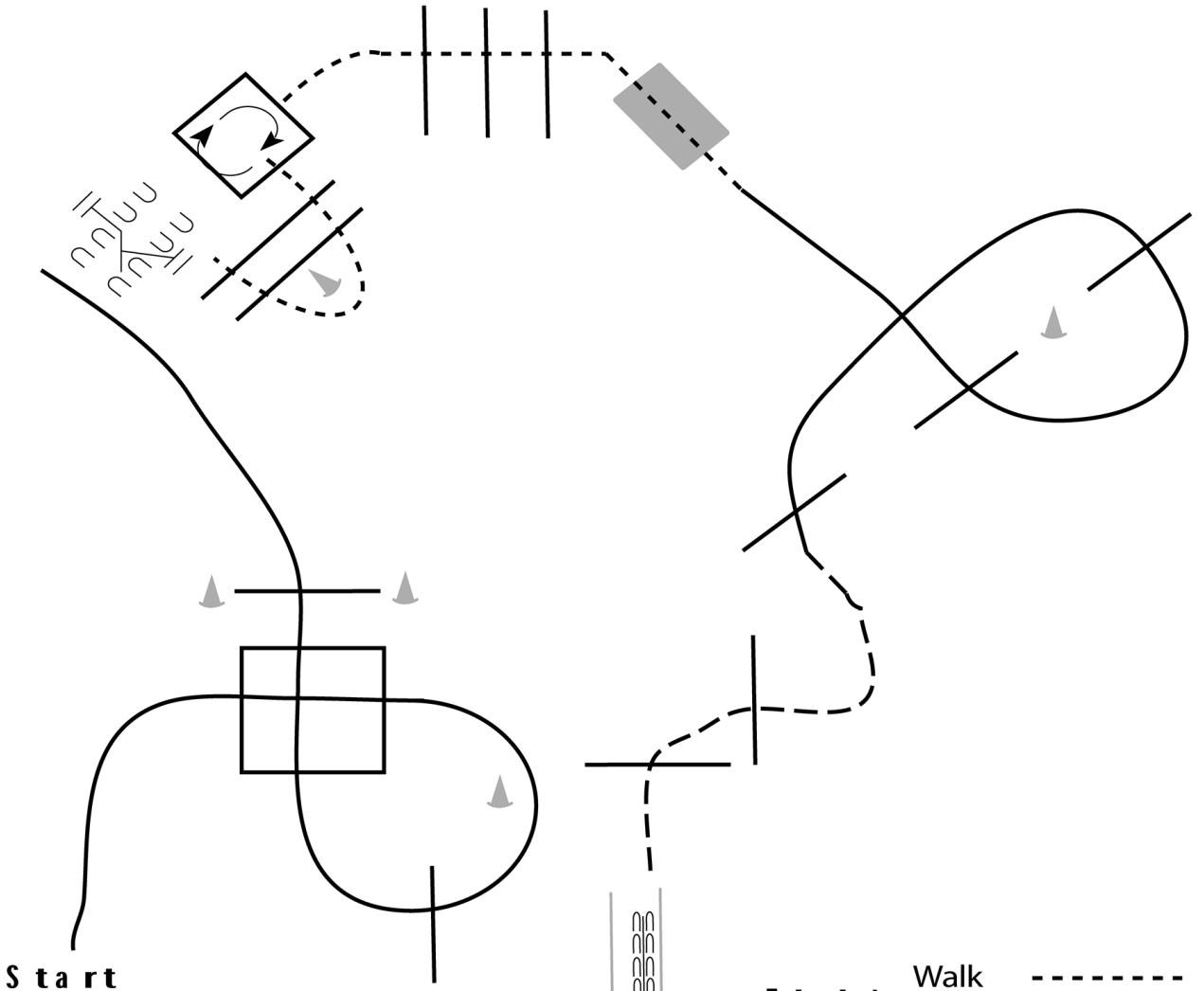
IN/ OH Hoosier Buckeye Palooza

Trail (All Youth, Amateur, Open)

Show Date: 09/16 - 9/17, 2023

w w w . H o r s e S h o w P a t t e r n s . c o m

w w w . H o r s e S h o w P a t t e r n s . c o m



1. Lope on the right lead through box and over poles to gate
2. Right hand push gate
3. Walk over elevated poles and into box
4. 1 1/4 turn to the right in the box
5. Walk over poles and over bridge
6. Lope on the left lead over poles
7. Jog over poles to L
8. Back the L to finish

Walk	-----
Jog	-----
Extended Jog	-----
Lope	—————
Leg Yield	
Lead Change	—/—
Back	←←←←
Marker	Ⓚ
Sidepass	←-----→

[T/2-11]

Pattern Provided by:

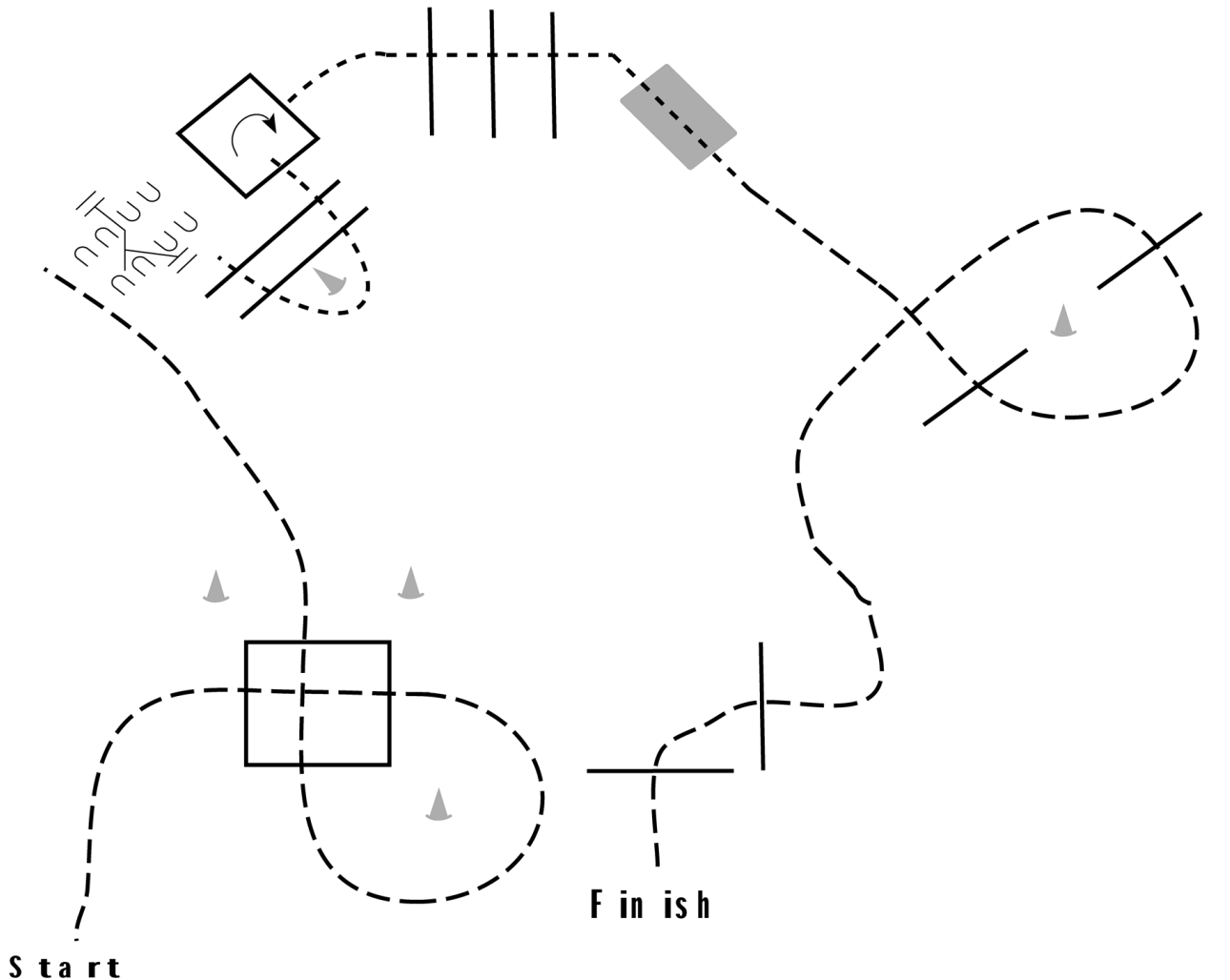
IN/ OH Hoosier Buckeye Palooza

All Walk Trot (All Youth W/T, AM W/T)

Show Date: 09/16 - 9/17, 2023

w w w . H o r s e S h o w P a t t e r n s . c o m

w w w . H o r s e S h o w P a t t e r n s . c o m



1. Jog through the box to gate
2. Right hand push gate
3. Walk over elevated poles and into box
4. 1/4 turn to the right in the box
5. Walk over poles and over bridge
6. Jog over poles to finish

Walk	-----
Jog
Extended Jog	-----
Lope	—————
Leg Yield	
Lead Change	—/—
Back	←←←←←
Marker	(B)
Sidepass	←-----→

[T/WT-11]

Pattern Provided by:

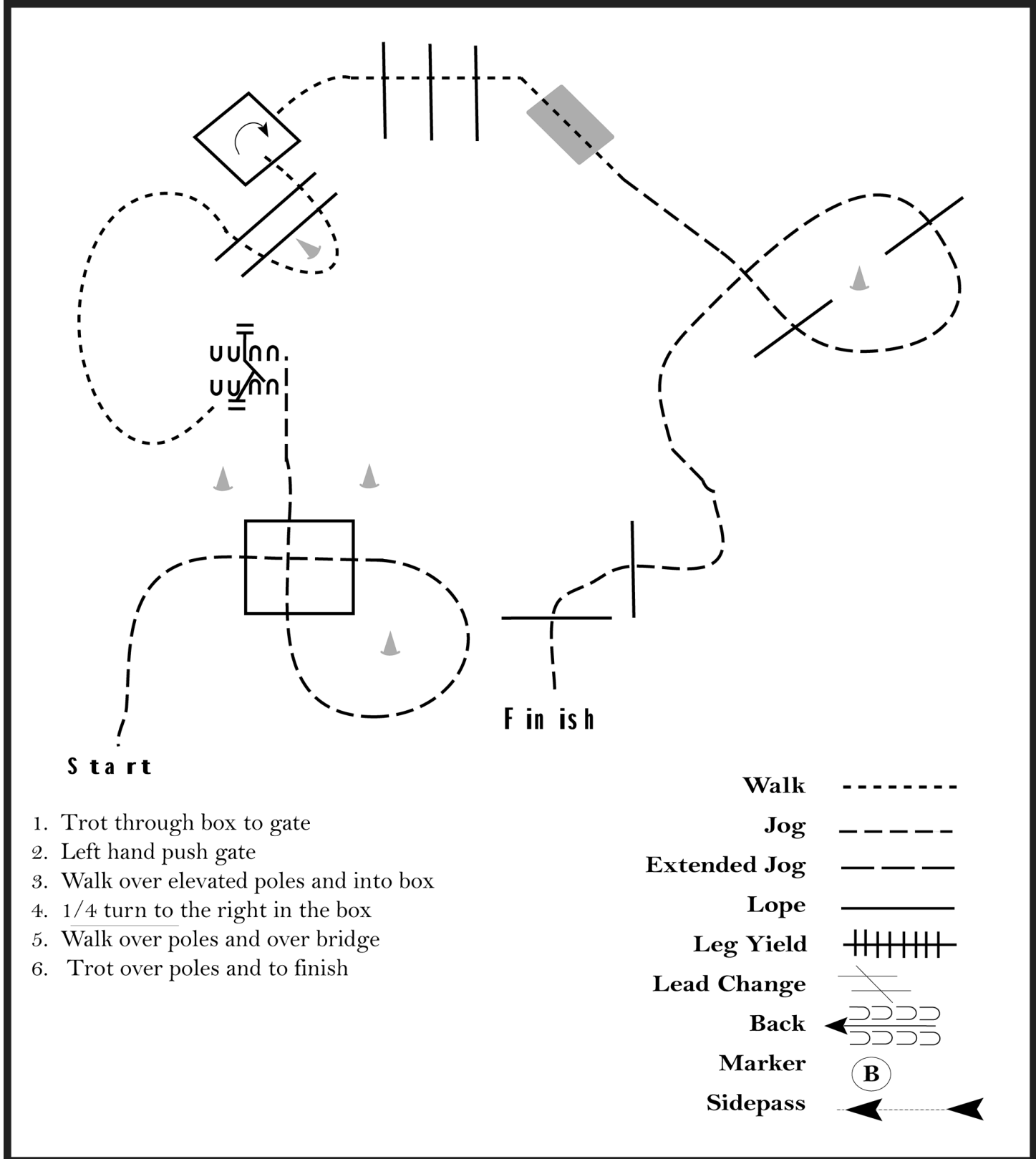
IN/ OH Hoosier Buckeye Palooza

Trail In Hand (All In Hand)

Show Date: 09/16 - 9/17, 2023

www.HorseShowPatterns.com

www.HorseShowPatterns.com



S t a r t

F i n i s h

1. Trot through box to gate
2. Left hand push gate
3. Walk over elevated poles and into box
4. 1/4 turn to the right in the box
5. Walk over poles and over bridge
6. Trot over poles and to finish

Walk	-----
Jog	-----
Extended Jog	-----
Lope	-----
Leg Yield	
Lead Change	⤵
Back	⤵
Marker	Ⓚ
Sidepass	⤵

[T/1-5]

Pattern Provided by: