

#1

**OHIO PAINT HORSE CLUB
BUCKEYE BONANZA
AUGUST 24, 2019 AND AUGUST 25, 2019**

SHOW PATTERNS

REINING – PATTERN 10

GREEN WESTERN RIDING – PATTERN 4

WESTERN RIDING – PATTERN 4

RANCH RIDING – PATTERN 4

**THANK YOU FOR ATTENDING OUR
2019 ANNUAL AFFAIRE
THE
BUCKEYE BONANZA**

Buckeye Bonaza

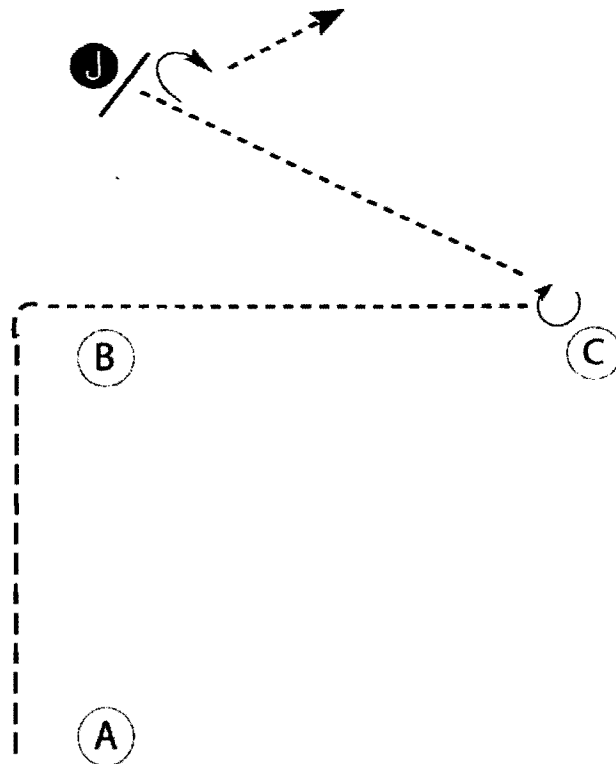
Showmanship (Walk Trot)

Am Walk/Trot
Walk only!

Show Date: August 24-25, 2019

w w w . H o r s e S h o w P a t t e r n s . c o m

w w w . H o r s e S h o w P a t t e r n s . c o m



Be ready at A.

1. Trot to B.
2. Walk to C.
3. Stop at C.
4. 5/8 turn at C.
5. Walk to judge and set up for inspection.
6. When dismissed 1/4 turn and walk off.

Walk	-----
Trot	- - - - -
Back	←
Marker	⊙ B
Judge	● J

[S/WT-20]

Pattern Provided by:
The Judges

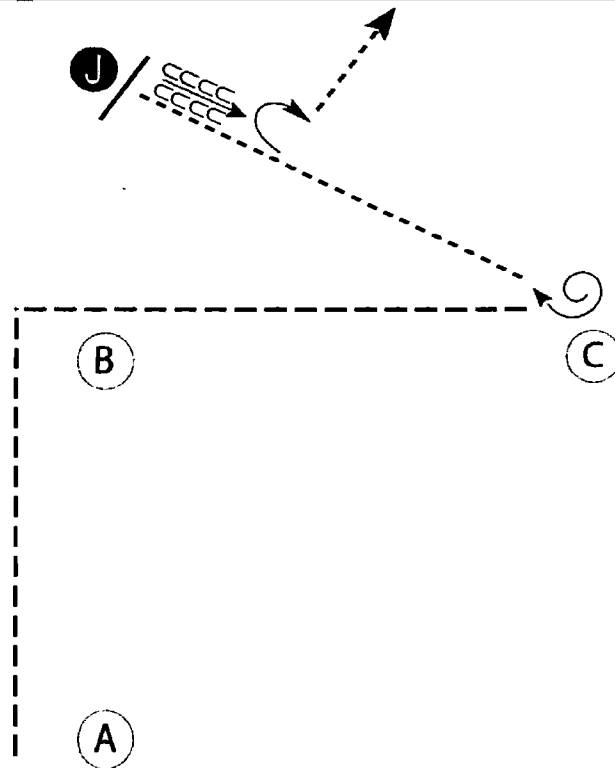
Buckeye Bonaza

Showmanship (Youth 18 & Under -Amateur -Masters - SPB)

Show Date: August 24-25, 2019

www.HorseShowPatterns.com

www.HorseShowPatterns.com



Be ready at A.

1. Trot to B.
2. Trot the corner at B and continue to trot to C.
3. Stop at C.
4. 1 5/8 turn at C.
5. Walk to judge and set up for inspection.
6. When dismissed, back one horse length.
7. 1/4 turn and walk off.

Walk -----

Trot - . - . - .

Back ← ← ← ← ←

Marker (B)

Judge (J)

[S/2-20]

Pattern Provided by:

The Judges

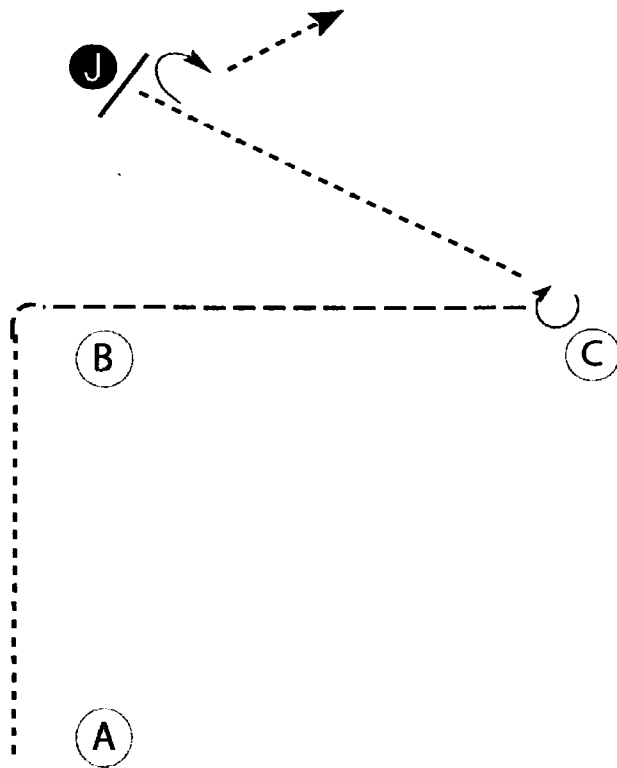
Buckeye Bonaza

Showmanship (Novice Amateur - 13 & Under - All Novice)

Show Date: August 24-25, 2019

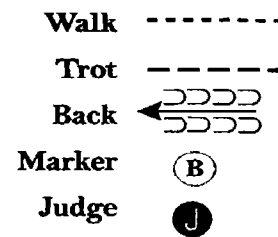
w w w . H o r s e S h o w P a t t e r n s . c o m

w w w . H o r s e S h o w P a t t e r n s . c o m



Be ready at A.

1. Walk to B.
2. Trot to C.
3. Stop at C.
4. 5/8 turn at C.
5. Walk to judge and set up for inspection.
6. When dismissed 1/4 turn and walk off.



[S/1-20]

Pattern Provided by:

The Judges

©2019 HorseShowPatterns.com. All Rights Reserved.

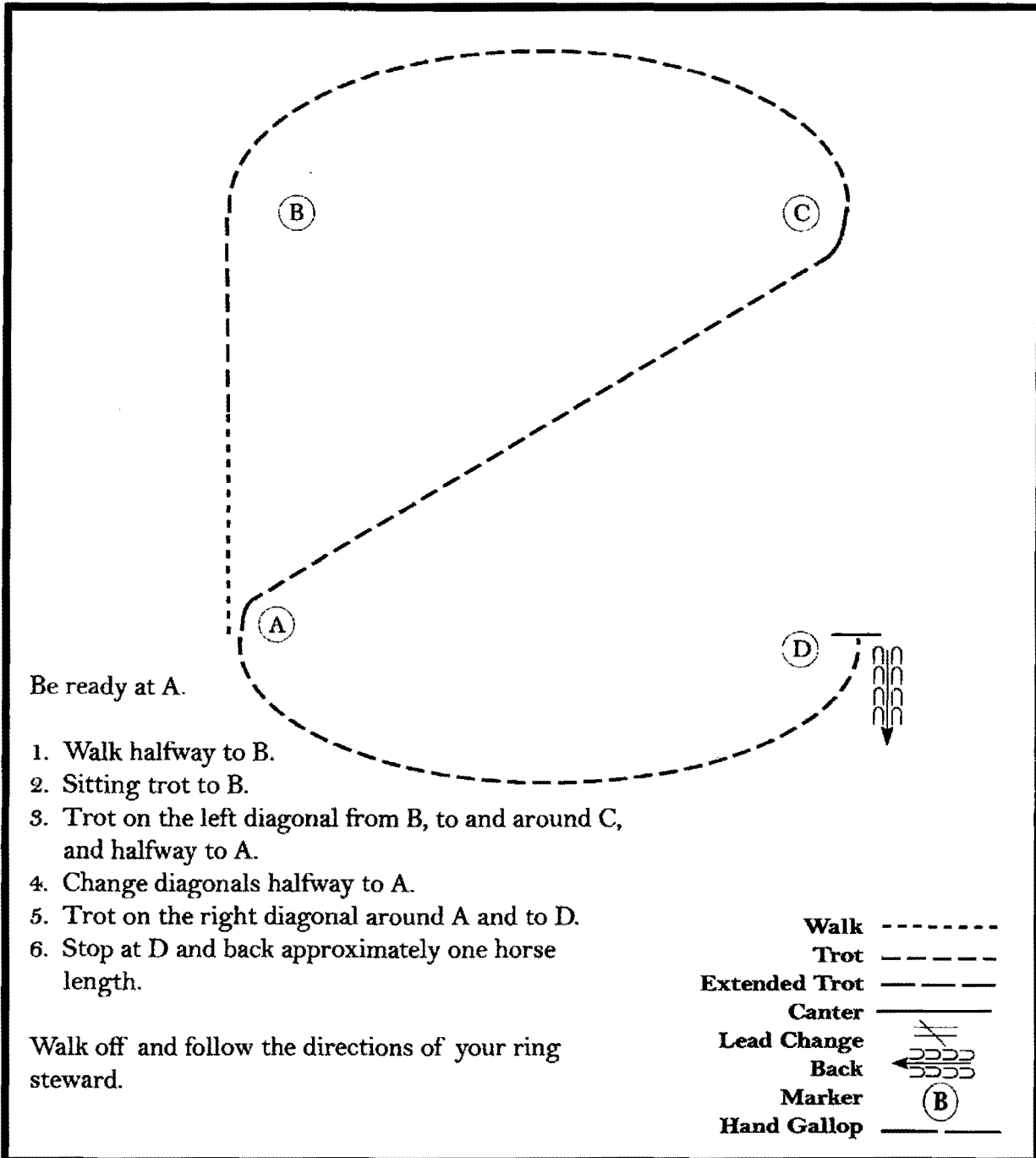
Buckeye Bonaza

Hunt Seat Equitation (Walk Trot)

Show Date: August 24-25, 2019

W W W . H O R S E S H O W P A T T E R N S . C O M

W W W . H O R S E S H O W P A T T E R N S . C O M



Be ready at A.

1. Walk halfway to B.
2. Sitting trot to B.
3. Trot on the left diagonal from B, to and around C, and halfway to A.
4. Change diagonals halfway to A.
5. Trot on the right diagonal around A and to D.
6. Stop at D and back approximately one horse length.

Walk off and follow the directions of your ring steward.

Walk	-----
Trot	- - - - -
Extended Trot	- - - - -
Canter	—————
Lead Change	———/———
Back	←———
Marker	(B)
Hand Gallop	——— ———

[HSE/WT-52]

Pattern Provided by:

The Judges

©2019 HorseShowPatterns.com All Rights Reserved.

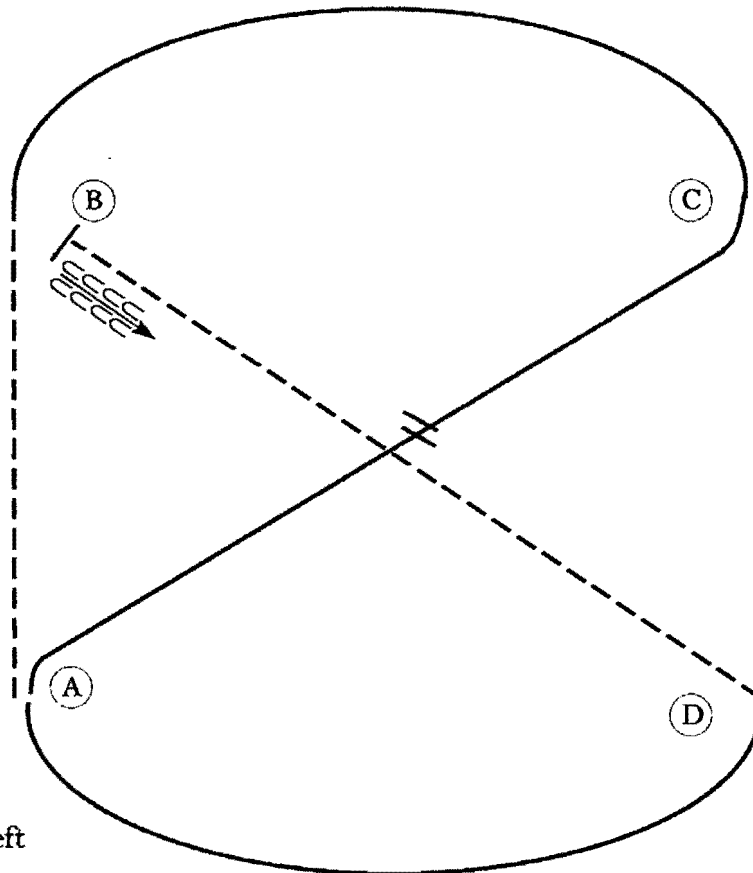
Buckeye Bonaza

Hunt Seat Equitation (13 & Under - All Novice)

Show Date: August 24-25, 2019

www.HorseShowPatterns.com

www.HorseShowPatterns.com



Be ready at A.

1. Trot on the left diagonal to B.
2. Canter on the right lead to and around C and half way to A.
3. Perform a simple lead change between C and A.
4. Canter around A and to D.
5. Trot on the right diagonal from D to B.
6. Stop at B and back approximately one horse length.

Walk off and follow the directions of your ring steward.

Walk	-----
Trot	- - - - -
Extended Trot	— — — — —
Canter	— — — — —
Lead Change	⚡
Back	←
Marker	Ⓚ
Hand Gallop	— — — — —

[HSE/1-52]

Pattern Provided by:

The Judges

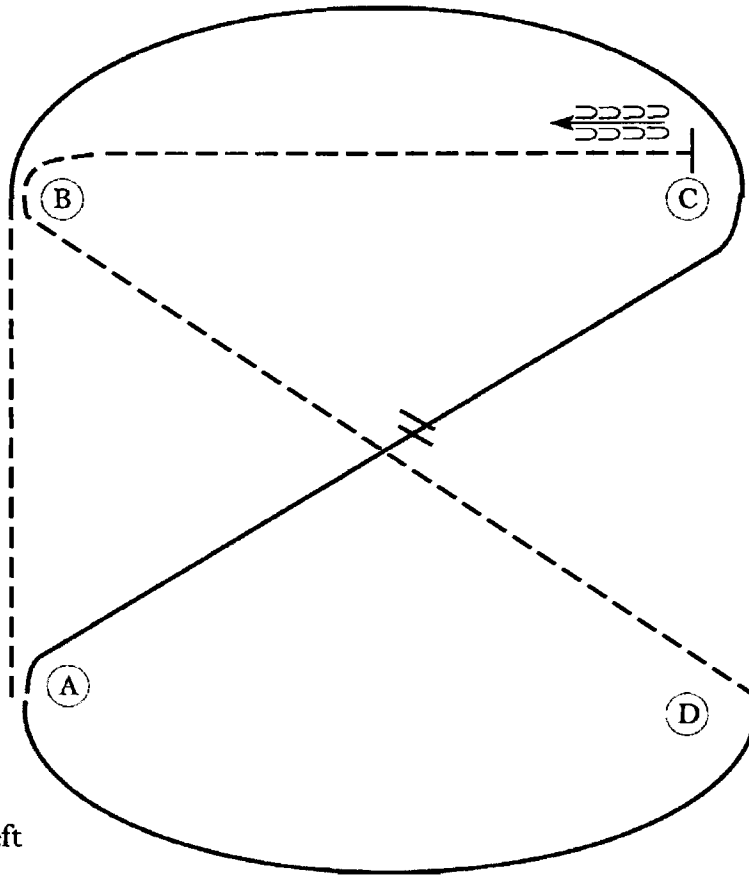
Buckeye Bonaza

Hunt Seat Equitation (Youth 18 & Under - Amateur - SPB)

Show Date: August 24-25, 2019

w w w . H o r s e S h o w P a t t e r n s . c o m

w w w . H o r s e S h o w P a t t e r n s . c o m



Be ready at A.

1. Trot on the left diagonal to B.
2. Canter on the right lead to and around C and half way to A.
4. Change leads between C and A.
5. Canter around A and to D.
6. Trot on the right diagonal from D to B.
7. Trot in a two-point position to C.
8. Stop at C and back approximately one horse length.

Walk off and follow the directions of your ring steward.

Walk
Trot	-----
Extended Trot	- - - - -
Canter	—————
Lead Change	— / —
Back	← wavy lines
Marker	⊙ B
Hand Gallop	—————

[HSE/2-52]

Pattern Provided by:

The Judges

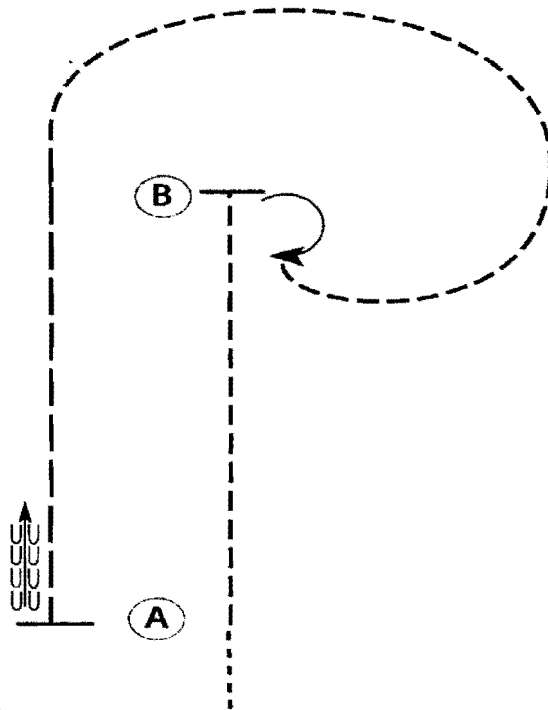
Buckeye Bonaza

Horsemanship (Walk/Trot)

Show Date: August 24-25, 2019

www.HorseShowPatterns.com

www.HorseShowPatterns.com



Be ready before A.

1. Walk to A.
2. Jog to B.
3. Turn 180 degrees to the right.
4. Jog back around to B.
5. Extend the jog from B to A.
6. Stop at A and back approximately one horse length.

Follow the instructions of your ring steward.

Walk	-----
Jog	- - - - -
Extended Jog	-----
Lope	_____
Leg Yield	
Lead Change	↘ ↙
Back	←←← ←←←
Marker	⊙ B
Sidepass	←-----←

[WH/WT-44]

Pattern Provided by:

The Judges

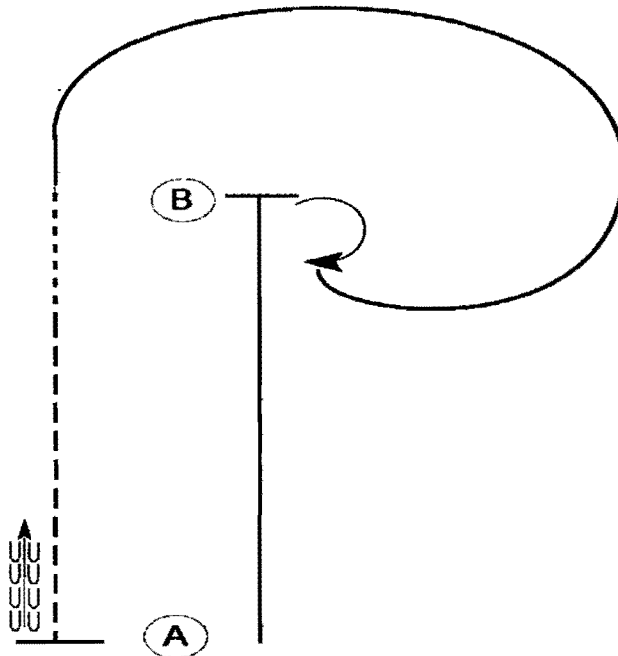
Buckeye Bonaza

Horsemanship (Novice Youth - Novice Amateur -13 & Under)

Show Date: August 24-25, 2019

w w w . H o r s e S h o w P a t t e r n s . c o m

w w w . H o r s e S h o w P a t t e r n s . c o m



Be ready at A.

1. Lope on the right lead to B.
2. Turn 180 degrees to the right.
3. Lope on the left lead back around to B.
4. At B, break to the walk.
5. Walk approximately 10 feet.
6. Jog to A.
7. Stop at A and back approximately one horse length.

Follow the instructions of your ring steward.

Walk	-----
Jog	- - - - -
Extended Jog	— — — —
Lope	—————
Leg Yield	
Lead Change	↗ ↘
Back	← ← ← ← ←
Marker	⊙ B
Sidepass	← ← ← ← ←

[WH/2-43]

Pattern Provided by:
The Judges

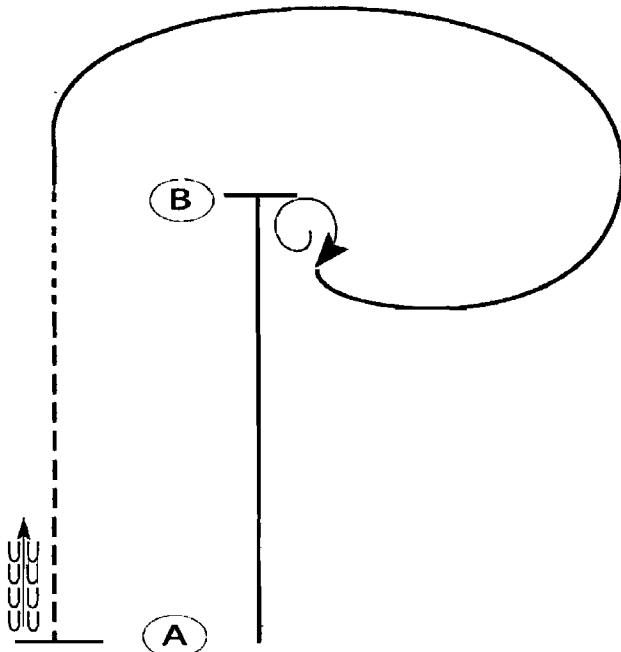
Buckeye Bonaza

Horsemanship (Youth 18 & Under - Amateur - SPB)

Show Date: August 24-25, 2019

w w w . H o r s e S h o w P a t t e r n s . c o m

w w w . H o r s e S h o w P a t t e r n s . c o m



Be ready at A.

1. Lope on the right lead to B.
2. Turn 1 1/2 turns to the right.
3. Lope on the left lead back around to B.
4. At B, break to the walk.
5. Walk approximately 10 feet.
6. Extended jog to A.
7. Stop at A and back approximately one horse length.

Follow the instructions of your ring steward.

Walk	-----
Jog	- - - - -
Extended Jog	— — — —
Lope	—————
Leg Yield	
Lead Change	— / —
Back	← ← ← ← ←
Marker	⊙ B
Sidepass	← ← ← ← ←

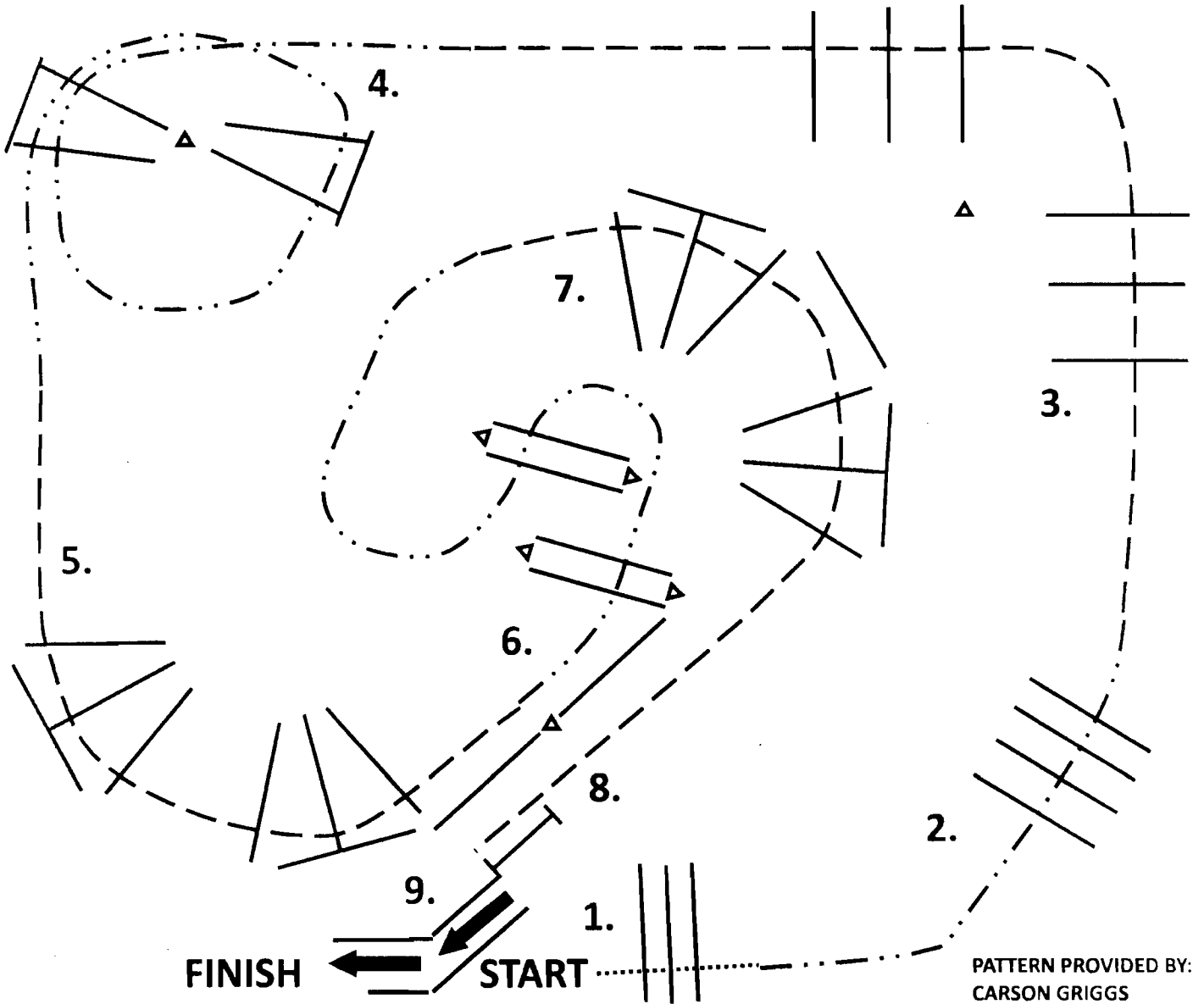
[WH/3-43]

Pattern Provided by:
The Judges



Buckeye Bonanza

Pattern for IN-HAND TRAIL & ALL WALK TROT TRAIL



PATTERN PROVIDED BY:
CARSON GRIGGS

1. WALK OVER POLES
2. TROT OVER STRAIGHT POLES
3. TROT OVER POLES
4. TROT AROUND WHEEL
5. WALK OVER FAN
6. TROT SERPENTINE
7. WALK OVER FAN
8. TROT TO GATE, STOP, WALK THROUGH GATE
(Yearlings WILL work the gate/Walk-Trot WILL NOT work the gate.)
9. BACK INTO CHUTE AND OUT TO FINISH