

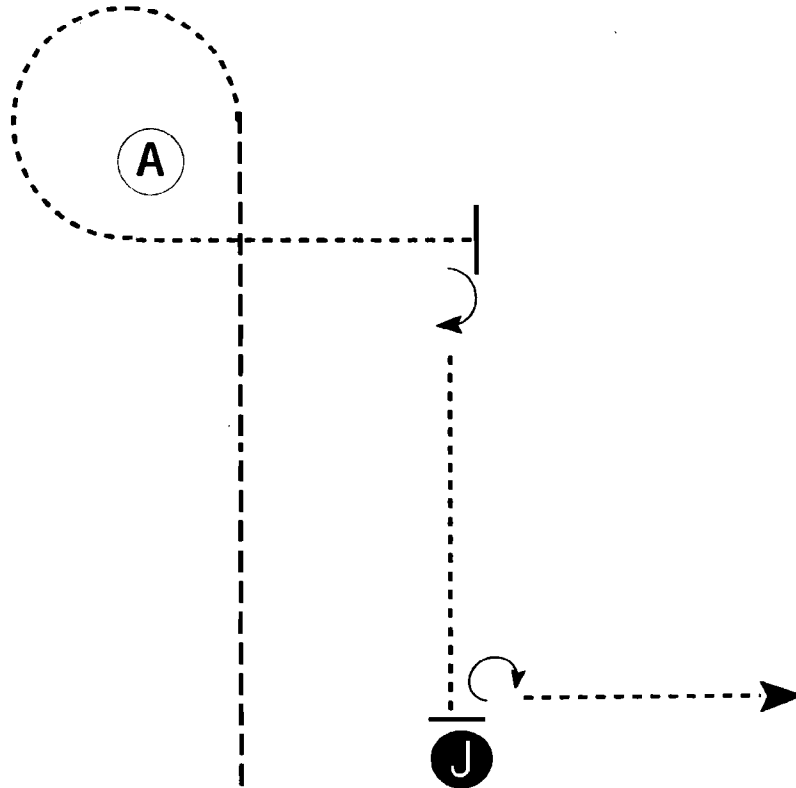
# Buckeye Paint Extravaganza

## Youth and Amateur Walk Trot Showmanship

Show Date: 05/04/2018

w w w . H o r s e S h o w P a t t e r n s . c o m

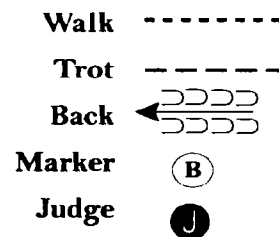
w w w . H o r s e S h o w P a t t e r n s . c o m



Be ready even with judge.

1. Trot to A.
2. Walk around A and until even with judge.
3. Stop and perform a 90 degree turn.
4. Walk to judge.
5. Stop and set up for inspection.
6. When dismissed, perform a 270 degree turn.
7. Walk straight away from judge.

Follow the instructions of your ring steward.



[SWT-76]

Pattern Provided by:

*Amy Watkins*

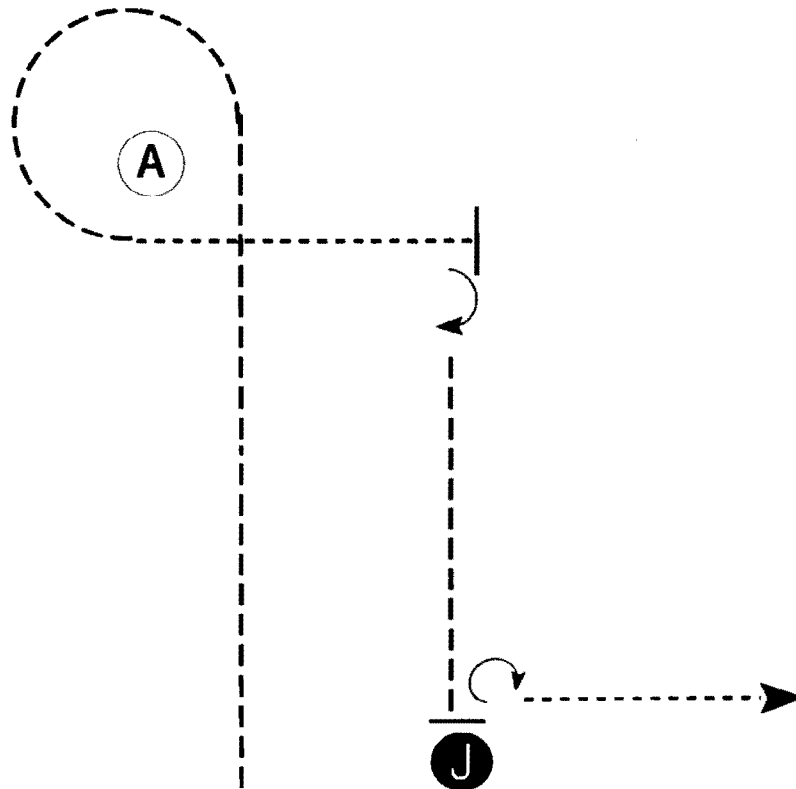
# Buckeye Paint Extravaganza

Showmanship (Novice Youth and Novice Amateur Showmanship )

Show Date: 05/04/2018

w w w . H o r s e S h o w P a t t e r n s . c o m

w w w . H o r s e S h o w P a t t e r n s . c o m



Be ready even with judge.

1. Trot to and around A.
2. Walk from A until even with judge.
3. Stop and perform a 90 degree turn.
4. Trot to judge.
5. Stop and set up for inspection.
6. When dismissed, perform a 270 degree turn.
7. Walk straight away from judge.

Follow the instructions of your ring steward.

Walk	-----
Trot	- - - - -
Back	←←←←← ←←←←←
Marker	⊙ B
Judge	● J

[S/1-76]

Pattern Provided by:

*Amy Watkins*

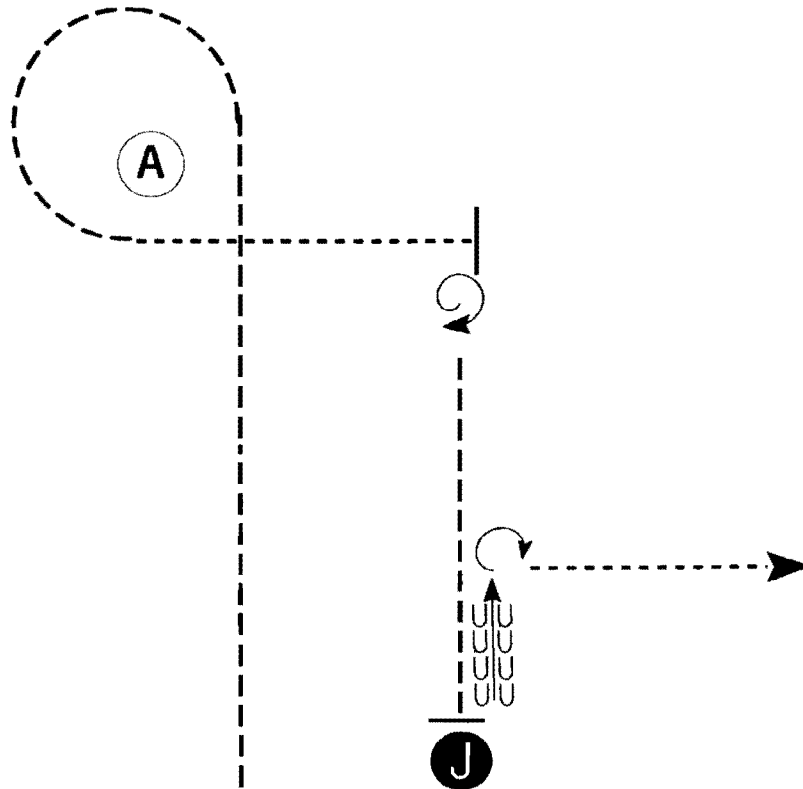
# Buckeye Paint Extravaganza

Youth 14-18 and Amateur and Masters Amateur Showmanship

Show Date: 05/04/2018

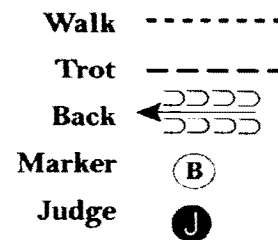
w w w . H o r s e S h o w P a t t e r n s . c o m

w w w . H o r s e S h o w P a t t e r n s . c o m



Be ready even with judge.

1. Trot to and around A.
2. Walk from A until even with judge.
3. Stop and perform a 450 degree turn.
4. Trot to judge.
5. Stop and set up for inspection.
6. When dismissed, back approximately 2 horse lengths.
7. Perform a 270 degree turn.
8. Walk straight away from judge.



Follow the instructions of your ring steward.

[S/3-76]

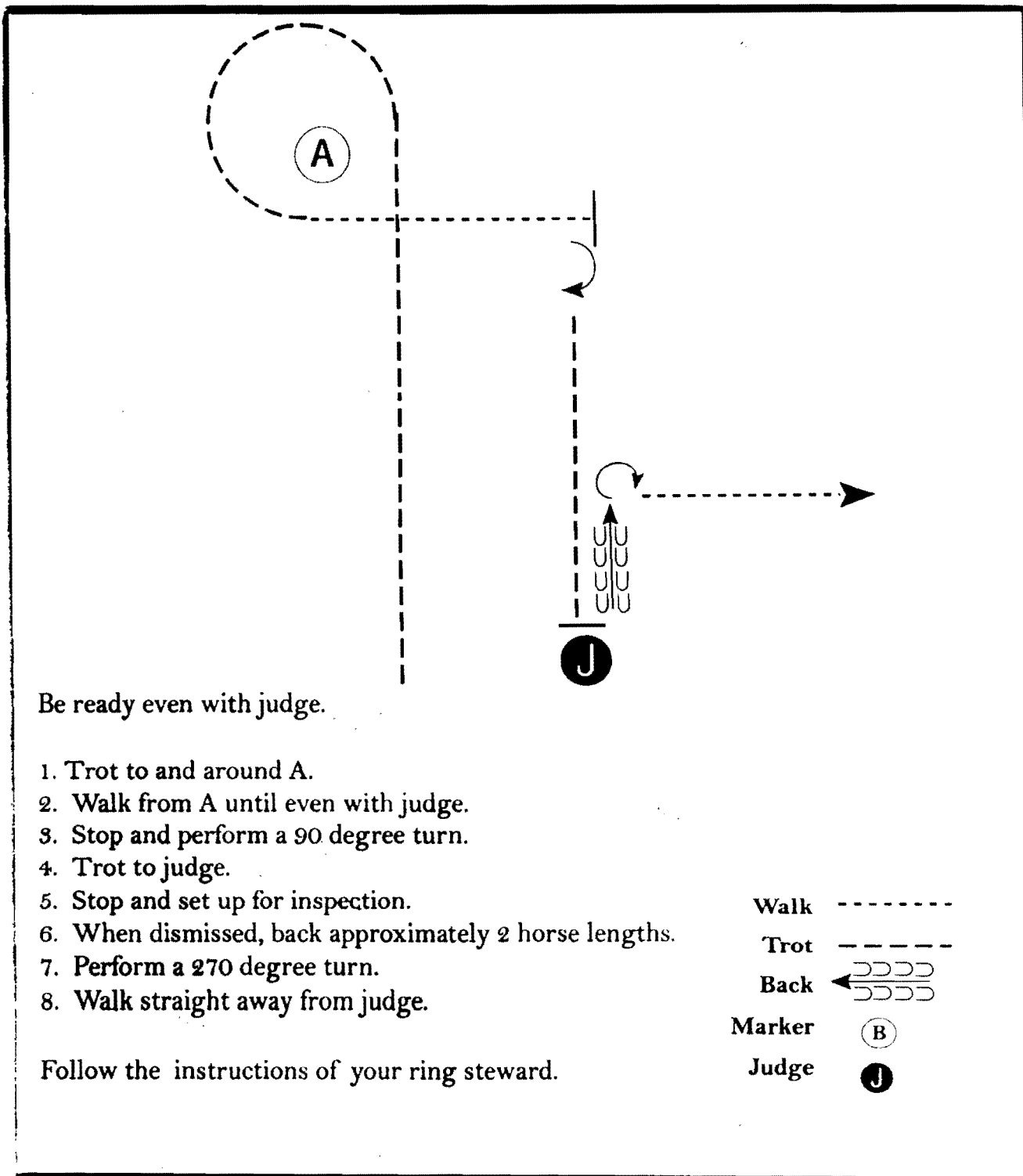
Pattern Provided by:

*Amy Watkins*

# Buckeye Paint Extravaganza

Youth 13 & Under, 18 & Under,  
SPB Youth & Amateur Showmanship

Show Date: 05/04/2018



[S/2-76]

Pattern Provided by:

*Amy Watkins*

©2018 HorseShowPatterns.com All Rights Reserved

# Buckeye Paint Extravaganza

## Youth and Amateur Walk Trot Horsemanship

Show Date: 05/04/2018

www.HorseShowPatterns.com

www.HorseShowPatterns.com

Be ready at A.

1. Walk halfway to B.
2. Jog to and around B.
3. Continue to jog diagonally back to A.
4. Walk around A.
5. Stop and back approximately two horse lengths.
6. Walk straight away.

Follow the instructions of your ring steward.

Walk	-----
Jog	-----
Extended Jog	-----
Lope	-----
Lead Change	
Back	
Marker	(B)

[WH/WT-86]

**Pattern Provided by:**

*Amy Watkins*

# Buckeye Paint Extravaganza

## Novice Youth and Novice Amateur Horsemanship

Show Date: 05/04/2018


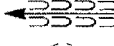
www.HorseShowPatterns.com

www.HorseShowPatterns.com

Be ready at A.

1. Walk halfway to B.
2. Jog to and around B.
3. Lope on the left lead diagonally back to A.
4. Walk around A.
5. Stop and back approximately two horse lengths.
6. Walk straight away.

Follow the instructions of your ring steward.

Walk -----  
Jog - - - - -  
Extended Jog - - - - -  
Lope \_\_\_\_\_  
Lead Change   
Back   
Marker (B)

[WHV1-86]

Pattern Provided by:

*Amy Watkins*

©2018 HorseShowPatterns.com. All Rights Reserved.

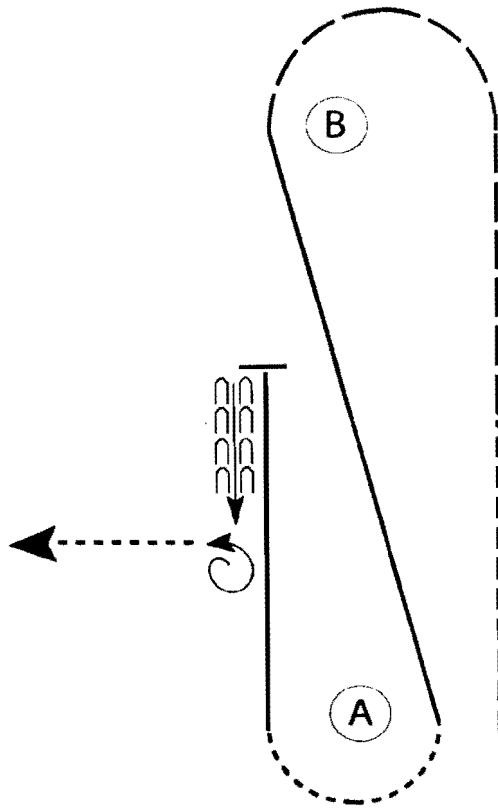
# Buckeye Paint Extravaganza

## 14-18 and Amateur Horsemanship

Show Date: 05/04/2018

w w w . H o r s e S h o w P a t t e r n s . c o m

w w w . H o r s e S h o w P a t t e r n s . c o m



Be ready at A.

1. Jog halfway to B.
2. Extend the jog to and around B.
3. Lope on the left lead diagonally back to A.
4. Walk around A.
5. Lope on the right lead halfway to B.
6. Stop and back approximately two horse lengths.
7. Perform a 1 1/4 turn to the left.
8. Walk straight away.

Walk	-----
Jog	- - - - -
Extended Jog	— — — —
Lope	—————
Lead Change	
Back	
Marker	ⓑ

Follow the instructions of your ring steward.

[WH/3-86]

Pattern Provided by:

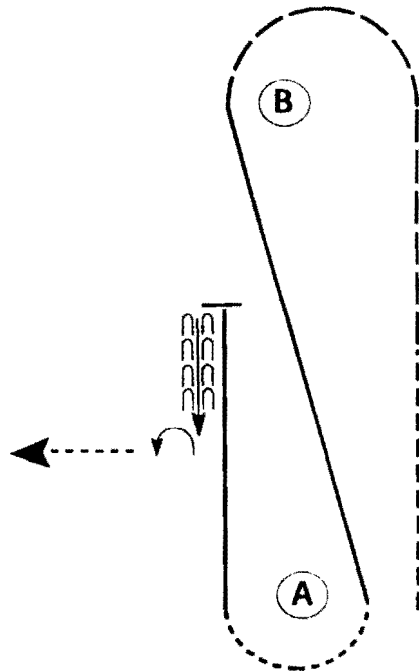
*Amy Watkins*

**Buckeye Paint Extravaganza**  
**Youth 13 & Under, 18 & Under, SPB Youth**  
**& SPB Amateur Horsemanship**

*Show Date: 05/04/2018*

www.HorseShowPatterns.com

www.HorseShowPatterns.com



Be ready at A.

1. Jog halfway to B.
2. Extend the jog to and around B.
3. Lope on the left lead diagonally back to A.
4. Walk around A.
5. Lope on the right lead halfway to B.
6. Stop and back approximately two horse lengths.
7. Perform a 1/4 turn to the left.
8. Walk straight away.

Follow the instructions of your ring steward.

Walk	-----
Jog	- - - - -
Extended Jog	— — — —
Lope	
Lead Change	
Back	
Marker	○ B

[WH2-86]

**Pattern Provided by:**

***Amy Watkins***

©2018 HorseShowPatterns.com. All Rights Reserved.



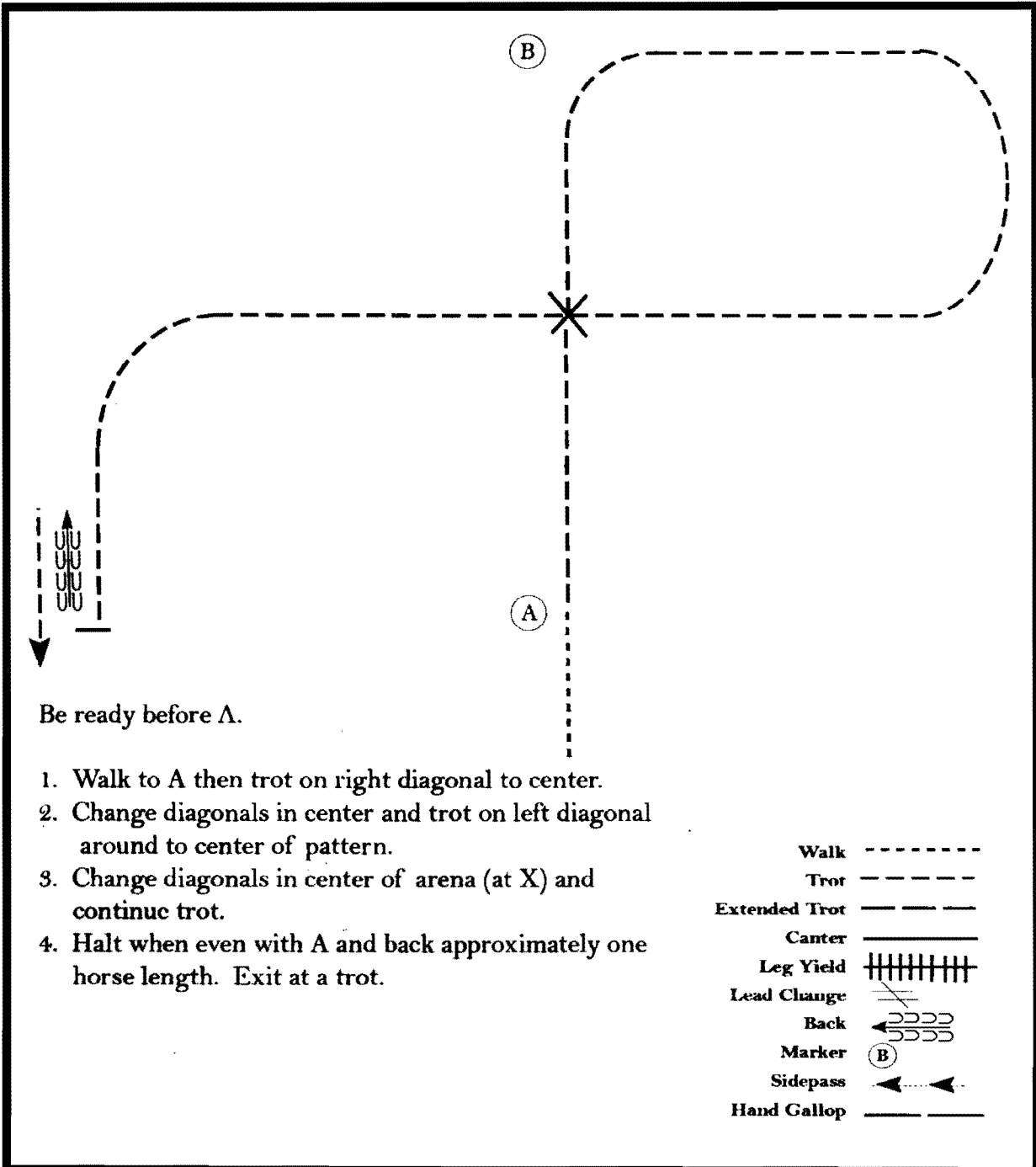
# Buckeye Paint Extravaganza

## Youth and Amateur Equitation Walk Trot

Show Date: 05/04/2018

www.HorseShowPatterns.com

www.HorseShowPatterns.com



Be ready before A.

1. Walk to A then trot on right diagonal to center.
2. Change diagonals in center and trot on left diagonal around to center of pattern.
3. Change diagonals in center of arena (at X) and continue trot.
4. Halt when even with A and back approximately one horse length. Exit at a trot.

Walk	-----
Trot	- - - - -
Extended Trot	- - - - -
Canter	—————
Leg Yield	
Lead Change	///
Back	⤵⤵⤵
Marker	Ⓚ
Sidepass	⤵- - - - -⤵
Hand Gallop	—————

[HSEWT-113]

**Pattern Provided by:**  
*Amy Watkins*

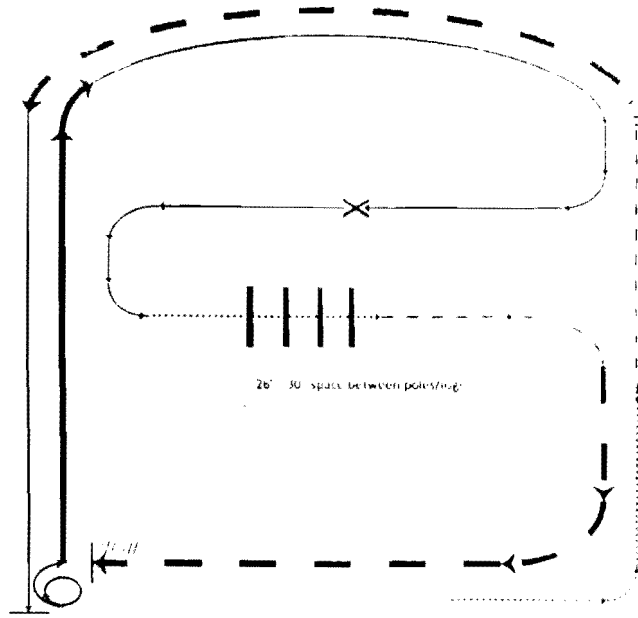






1/4/2013

### RANCH RIDING – PATTERN 2



- X Lead Change
- Walk
- - - Trot
- — — Ext Trot
- — — — — Lope
- — — — — Ext Lope
- ////// Back

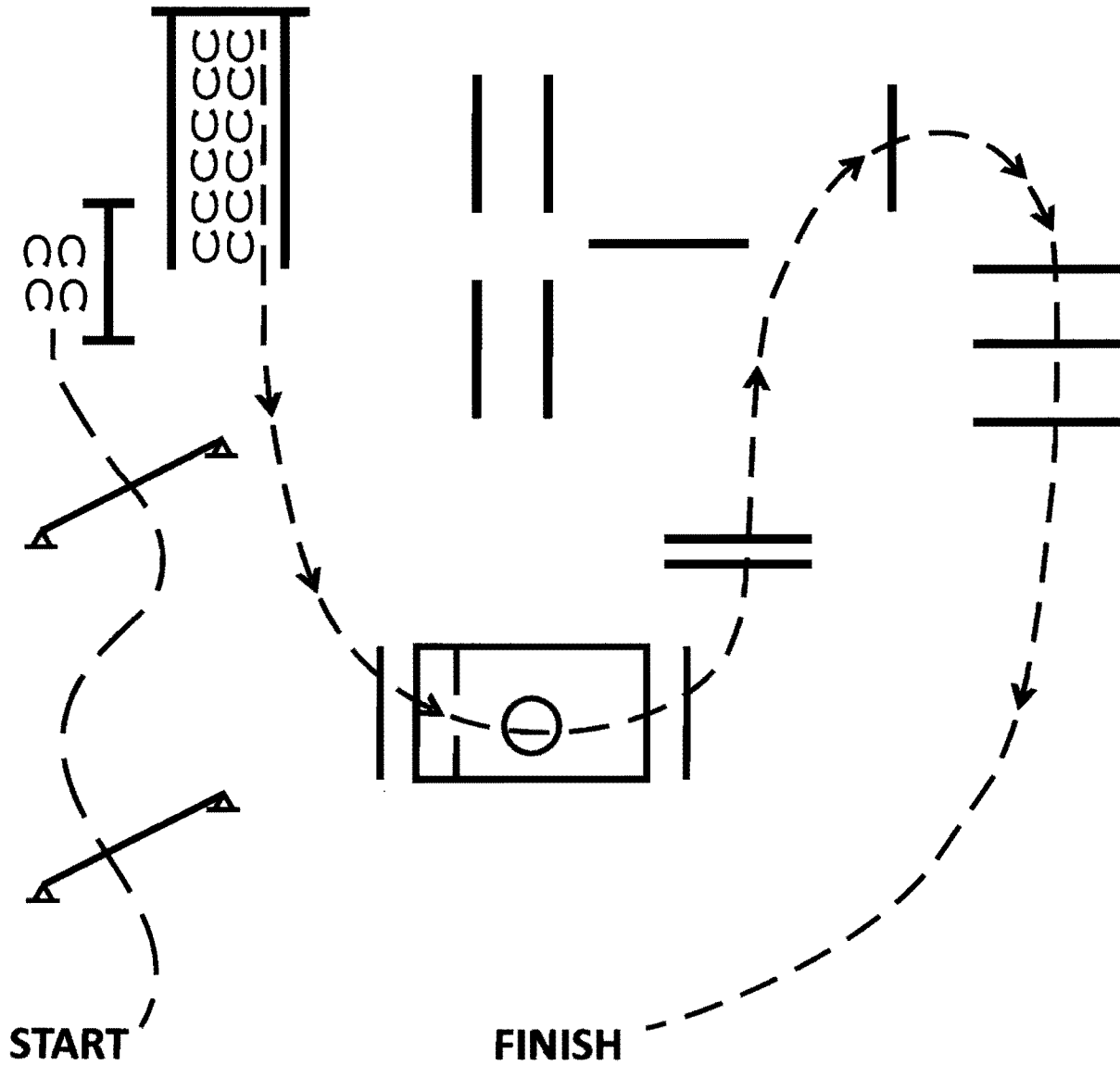
1. Walk
2. Trot
3. Extended trot
4. Left lead lope
5. Stop, 1 1/2 turn right
6. Extended lope
7. Collect to working lope-right lead
8. Change leads (simple or flying)
9. Walk
10. Walk over logs
11. Trot
12. Extended trot
13. Stop and back



# BUCKEYE EXTRAVAGANZA

## May 4, 2018

### ALL WALK TROT and IN HAND



1. Trot serpentine over poles.
2. Perform right hand gate over pole.
3. Back into Shute.
4. Lope left lead over poles as shown.
5. Trot over poles, stop in box.

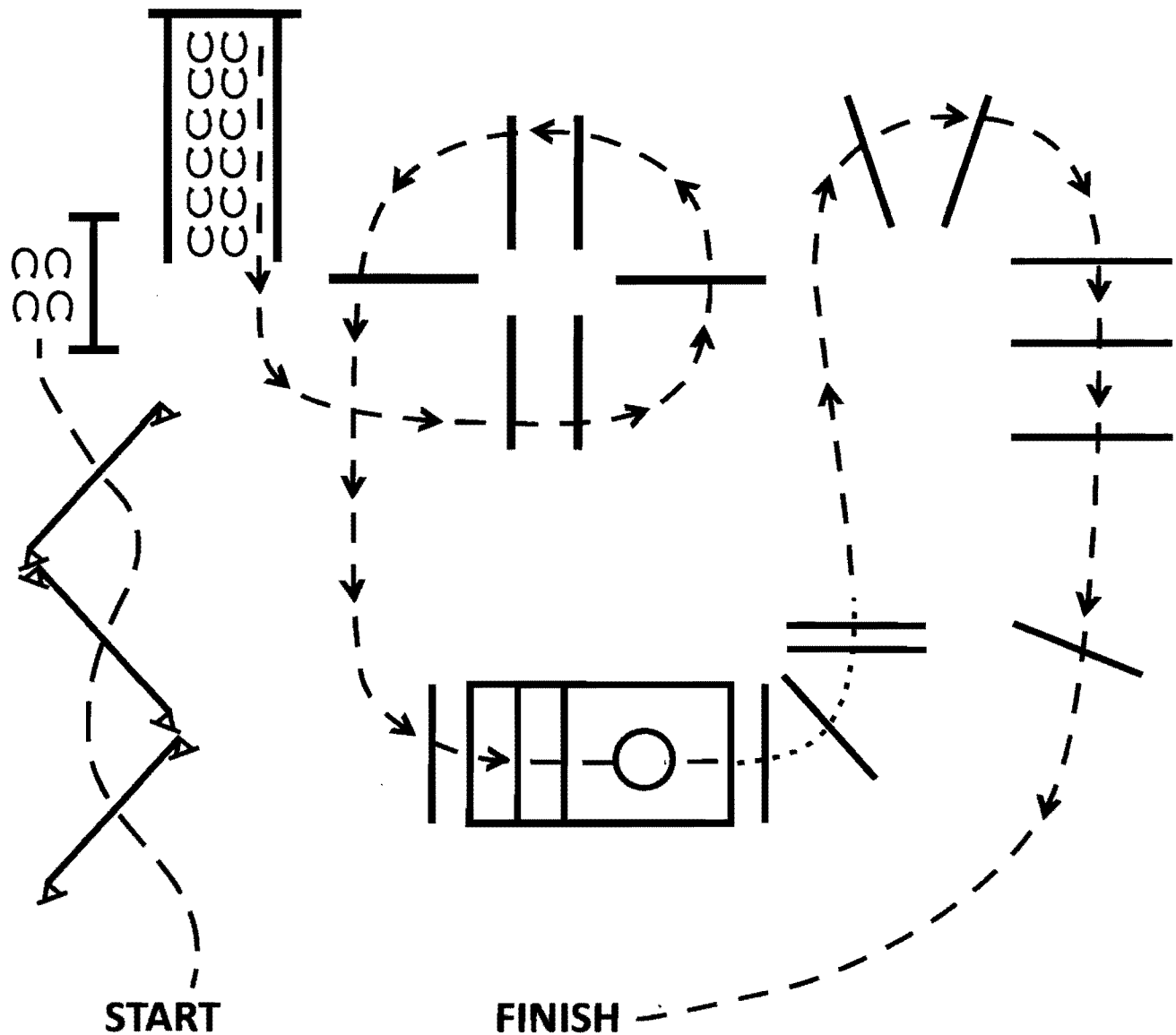
6. Turn 360 degrees either direction.
  7. Walk out over poles.
  8. Lope right lead over poles as shown.
- Pattern is complete  
Jog to exit



# BUCKEYE EXTRAVAGANZA

May 4, 2018

YOUTH, AMATEUR, SPB TRAIL



1. Trot serpentine over poles.
2. Perform right hand gate over pole.
3. Back into Shute.
4. Lope left lead over poles as shown.
5. Trot over poles, stop in box.

6. Turn 360 degrees either direction.
  7. Walk out over poles.
  8. Lope right lead over poles as shown.
- Pattern is complete  
Jog to exit